

■ GEBERIT®

Geberit Parts Catalog

February 2011




Table of Contents

Concealed Installation System

Wall-Hung Washdown Toilet Carriers	Page
Replacement Parts for Wall-Hung Washdown Toilet Carriers 111.335.00.5 and 111.335.00.6	4-5
Replacement Parts for Wall-Hung Washdown Toilet Carrier 111.728.00.1	6-7
Replacement Parts for Wall-Hung Washdown Toilet Carrier 111.255.00.1	8-9
Wall-Hung Syphonic Urinal Carrier	
Replacement Parts for Wall-Hung Syphonic Urinal Carrier 111.625.00.1	10-11
Wall-Hung Bidet Carriers	
Replacement Parts for Wall-Hung Bidet Carriers 111.520.00.1 and 111.524.00.1	12-13
Wall-Hung Lavatory Carriers	
Replacement Parts for Wall-Hung Lavatory Carriers 111.434.00.1 and 111.490.00.1	14-15
Inactive Carriers	
Replacement Parts for Wall-Hung Washdown Toilet Carrier 111.335.00.1* and 111.335.00.2*	16-17
Replacement Parts for Wall-Hung Syphonic Urinal Carrier 111.685.00.1* and 111.679.00.1**	18
Replacement Parts for Wall-Hung Bidet Carrier 111.510.00.1*	19
Floor-Mount Washdown Toilet Concealed Tank	
Replacement Parts for Floor-Mount Washdown Toilet Concealed Tank 109.304.00.5	20-22
Actuators	
Flush Plate Actuators	23
Push Button Actuators	24
Flush Plate Actuator Replacement Parts	25-29
Push Button Actuator Replacement Parts	30-33
Inactive Actuators	
Replacement Parts for Mambo** and Samba** Urinal Actuators	34
Impuls Fill and Flush Valves	
Replacement Parts for Impuls Fill and Flush Valves	35-36

* Inactive since 01/09 ** Inactive since Spring 2010


Bath Waste & Overflow

Replacement Parts for Bath Waste & Overflow	38-40
---	-------

Appendix	41-42
-----------------	-------

Limited Warranty	43
-------------------------	----

Concealed Installation System

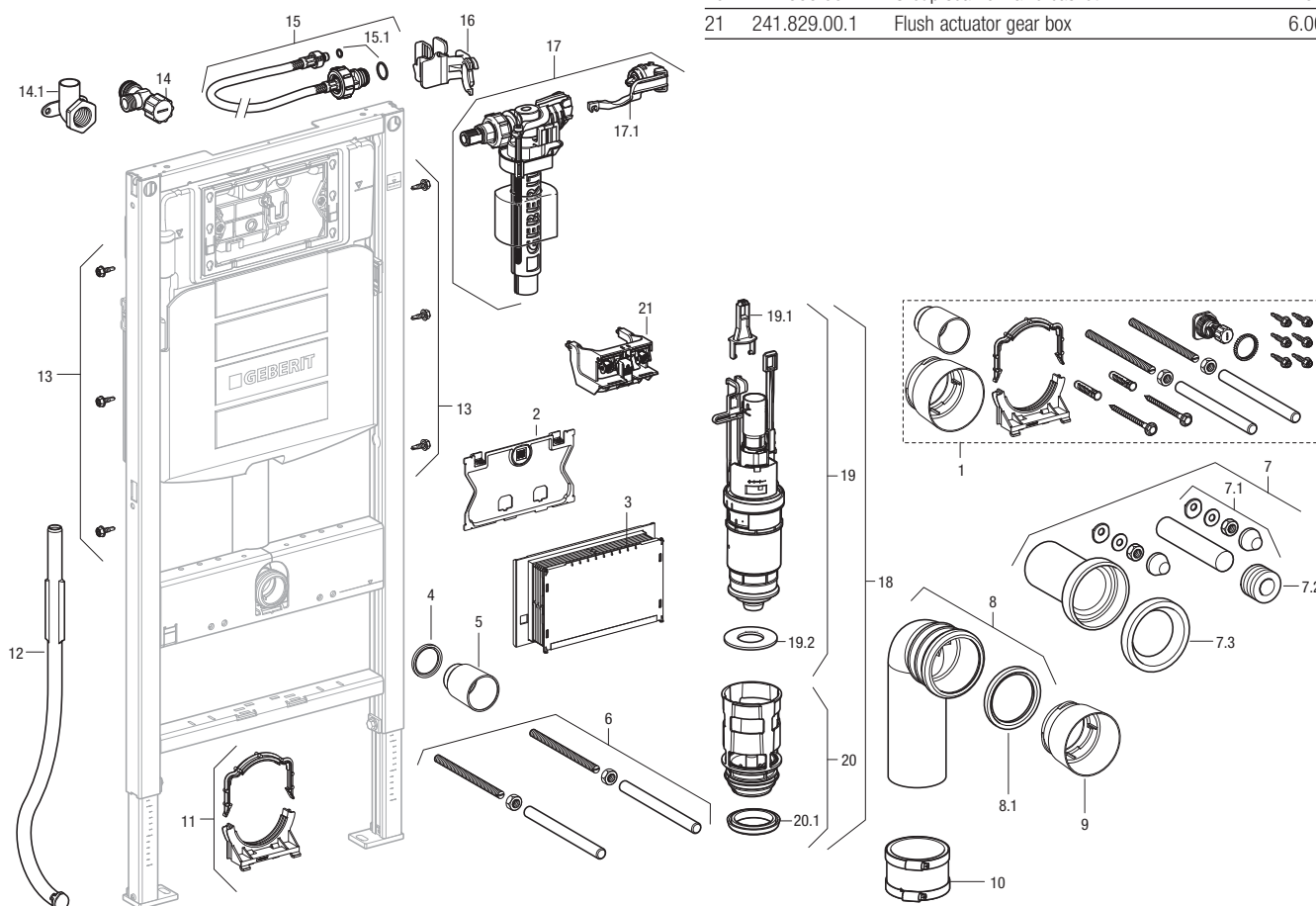


Wall-Hung Washdown Toilet Carriers

Replacement Parts for Wall-Hung Washdown Toilet Carriers 111.335.00.5 and 111.335.00.6

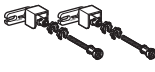


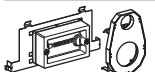



Item No.	Model No.	Description	List Price
1	242.314.00.1	Materials for concealed carrier and tank installation	\$39.00
2	242.315.00.1	Splash guard protection cover for UP320	6.00
3	241.826.00.1	Mud guard protection housing for UP320, Plastic	11.00
4	362.771.00.1	Seal for concealed flush pipe, EPDM	2.00
5	362.796.92.1	Protection plug, Plastic	5.00
6	240.189.00.1	Threaded rod for wall-mounted toilet or bidet installation	4.00
7	152.404.46.1	Connector set with mounting hardware (bowl installation kit), HDPE; Matte Chrome cover caps	38.00
7.1	217.713.46.1	Cover caps with leveling washer, Plastic, Matte Chrome	5.00
7.2	119.668.00.1	Seal for supply inlet tube, EPDM	2.00
7.3	152.424.00.1	Seal for toilet outlet connector, EPDM	3.00
8	366.061.16.1	HDPE waste fitting outlet bend, 1 x 90° bend with socket for Ø3.54" (Ø90 mm) push fit piping and Ø3.54" (Ø90 mm) outlet	18.00
8.1	387.282.00.1	Seal for outlet bends, EPDM	5.00

Item No.	Model No.	Description	List Price
9	366.820.92.1	Protection plug, Plastic	\$4.00
10	240.782.00.1	Flexible Coupling for pipes	62.00
11	242.012.00.1	Outlet pipe bracket (complete)	4.00
12	242.010.00.1	Conduit pipe for shower toilet water supply with UP300 and UP320 concealed tank	5.00
13	111.892.00.1	Frame mounting screws for steel stud construction, Galvanized; self-tapping	3.00
14	240.853.00.1	Supply angle Stop	14.00
14.1	240.851.00.1	Drop Ear Elbow, Copper	11.00
15	240.921.00.1	Connection hose for concealed tank, 3/8"	14.00
15.1	240.922.00.1	Seal kit for braided hose, EPDM O-Ring	9.00
16	240.923.00.1	Fixation clip for filling valve	6.00
17	241.469.00.1	Impuls380 fill valve for concealed tanks	24.00
17.1	240.771.00.1	Seal kit for Impuls380 fill valve	11.00
18	241.858.00.1	Dual-flush valve complete with valve seat basket	12.00
19	240.622.00.1	Dual-flush valve for concealed tank	12.00
19.1	241.167.00.1	Yoke set for flush valves	9.00
19.2	816.418.00.1	Flat gasket for flush valve	2.00
20	241.859.00.1	Valve seat basket and noise bushing for flush valve	9.00
20.1	241.868.00.1	U-cup seal for valve basket	2.00
21	241.829.00.1	Flush actuator gear box	6.00






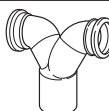


Optional Accessories for Wall-Hung Washdown Toilet Carriers 111.335.00.5 and 111.335.00.6





Mounting Accessories for Carrier Frames

Description	Model No.	List Price
 Frame to wall anchoring for 5.12"-7.87" (13-20 cm) thick unfinished pre-wall	111.815.00.1	\$30.00
 Frame to wall anchoring for 5.12"-7.87" (13-20 cm) thick unfinished pre-wall corner installations	111.835.00.1	30.00
 Support brackets for wall-hung toilets with small contact surface (thin profiles)	111.847.00.1	40.00
 Fire protection set for UP320 concealed dual-flush tanks; 90 min. fire resistance to DIN EN 1364-1:1999-10	111.863.00.1	464.00
 Frame to wall anchoring where foot installations into floor are not allowed for 5.12"-7.87" (13-20 cm) thick unfinished pre-wall	111.867.00.1	61.00
 Frame to stud fastening set for extended stud spacing from 19.75"-25.56" (50-65 cm)	111.869.00.1	30.00
 Frame to wall anchoring extensions for 7.87"-15.75" (20-40 cm) thick unfinished pre-wall	111.887.00.1	11.00

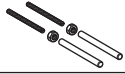



Waste Fittings

 HDPE straight connector with socket for Ø3.54" (Ø90 mm) push fit piping and Ø3.54" (Ø90 mm) outlet x 12" (31 cm) long	366.887.16.1	29.00
 HDPE connector with offset for LH horizontal drain connections (as viewed from sitting position), 1 x 90° bend with socket for Ø3.54" (Ø90 mm) push fit piping, with 45° offset and Ø3.54" (Ø90 mm) outlet for 5.5" (13.97 cm) minimum walls only.	366.913.16.1	65.00
 HDPE connector with offset for RH horizontal drain connections (as viewed from sitting position), 1 x 90° bend with socket for Ø3.54" (Ø90 mm) push fit piping, with 45° offset and Ø3.54" (Ø90 mm) outlet for 5.5" (13.97 cm) minimum walls only.	366.914.16.1	65.00
 Cast iron outlet bend; 1 x 90° bend with socket for Ø3.54" (Ø90 mm) push fit piping and 3" CIP outlet	367.071.18.1	134.00
 HDPE "Back-to-back" connector for horizontal drain connections; 2 x 90° bends with sockets for Ø3.54" (Ø90 mm) push fit piping, with 45° offset and expansion to Ø4.33" (Ø110 mm) outlet for 10.75" (27.31 cm) minimum walls only.	367.485.16.1	134.00
 HDPE "Back-to-back" connector for vertical drain connections; 2 x 90° bends with sockets for Ø3.54" (Ø90 mm) push fit piping and expansion to Ø4.33" (Ø110 mm) outlet for 10.75" (27.31 cm) minimum walls only.	367.923.16.1	134.00




Bowl Connection Sets and Accessories

Description	Model No.	List Price
 HDPE connection set with 1" (2.5 cm) offset and mounting hardware (bowl installation kit); with socket for Ø3.54" (Ø90 mm) push fit piping and Ø55 supply inlet; matte chrome cover caps	405.116.00.1	\$205.00
 Acoustic insulation set for wall-hung toilets and bidets	156.050.00.1	15.00
 Connector set with mounting hardware (bowl installation kit), HDPE; Alpine White cover caps	152.404.11.1	38.00
 Cover caps with leveling washer, Plastic, Alpine White	217.713.11.1	5.00


Required Accessories for 3.54"-7.09" (9-18 cm) Finished Wall Thickness

 Mounting rod extension set for wall-hung toilet and bidet, M12	242.232.00.1	30.00
 Mud guard protection housing for UP320 and UP720, Plastic	241.826.00.1	11.00
 Extension set for actuator plates compatible with UP320, UP300, UP720 and UP200 flush tanks	240.938.00.1	19.00
 HDPE Connector set for extended installation and mounting hardware (bowl installation kit), with socket for Ø3.54" (Ø90 mm) push fit piping and Ø55 supply inlet; matte chrome cover caps	152.438.46.1	50.00

Actuator Accessories for Push Buttons

 Cover plate for UP320, UP300 and UP720 flush tanks. Zinc die cast, Alpine white	115.765.11.1	215.00
 Cover plate for UP320, UP300 and UP720 flush tanks. Zinc die cast, Matte Chrome	115.765.46.1	215.00
 Cover plate for UP320, UP300 and UP720 flush tanks. Stainless Steel, Brushed SS	115.798.00.1	170.00

Bidet Seat Accessory for Carrier Frames

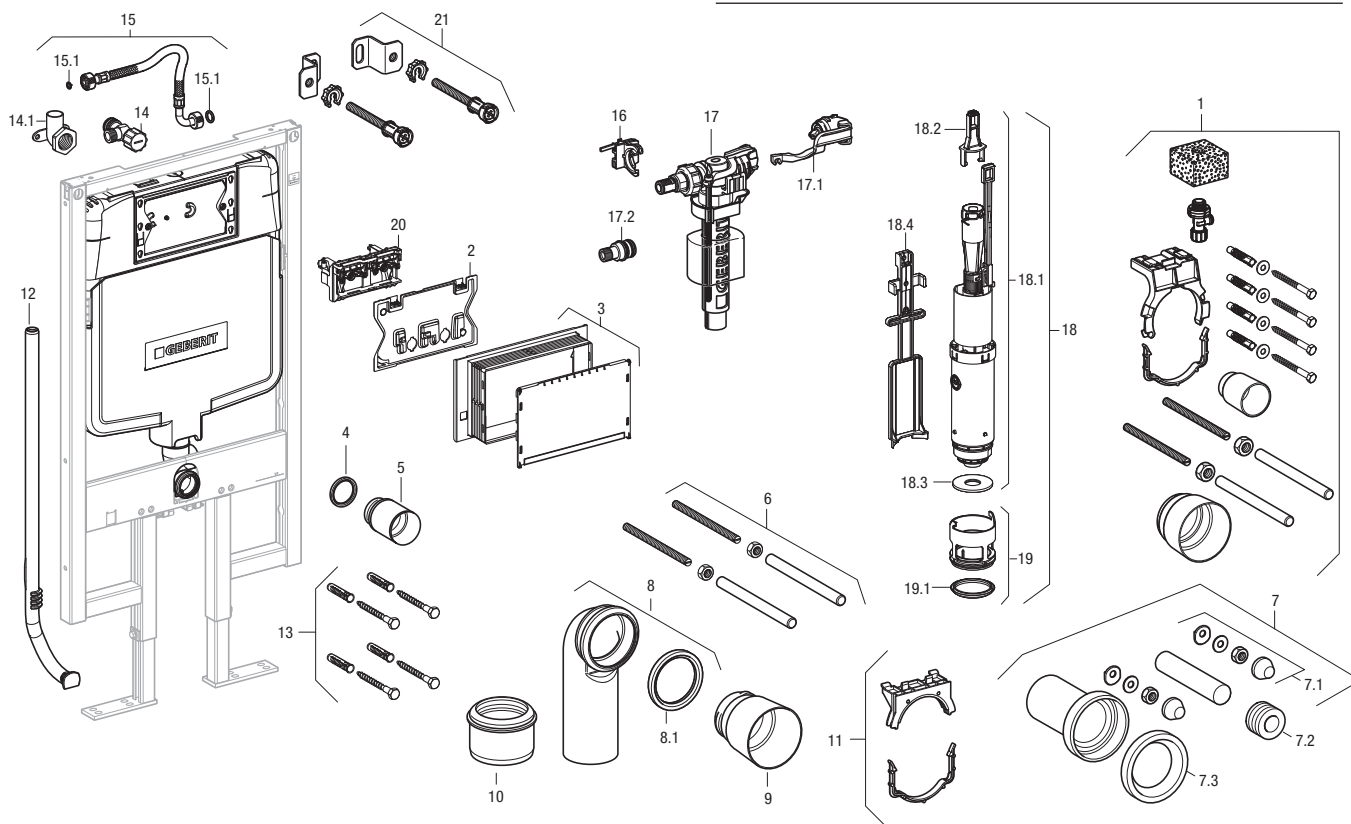
 Water supply hose for bidet seat with 111.335, 111.255 and 111.728 carrier (UP320, UP200 and UP720). For adding bidet seat to an installed carrier.	249.801.00.1	135.00
---	--------------	--------

Wall-Hung Washdown Toilet Carriers

Replacement Parts for Wall-Hung Washdown Toilet Carrier 111.728.00.1


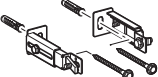

Item No.	Model No.	Description	List Price
1	242.314.00.1	Materials for concealed carrier and tank installation	\$39.00
2	242.418.00.1	Splash guard protection cover for UP720	6.00
3	241.826.00.1	Mud guard protection housing for UP720, Plastic	11.00
4	362.771.00.1	Seal for concealed flush pipe, EPDM	2.00
5	362.796.92.1	Protection plug, Plastic	5.00
6	240.189.00.1	Threaded rod for wall-mounted toilet or bidet installation	4.00
7	152.404.46.1	Connector set with mounting hardware (bowl installation kit), HDPE; Matte Chrome cover caps	38.00
7.1	217.713.46.1	Cover caps with leveling washer, Plastic, Matte Chrome	5.00
7.2	119.668.00.1	Seal for supply inlet tube, EPDM	2.00
7.3	152.424.00.1	Seal for toilet outlet connector, EPDM	3.00
8	241.899.00.1	HDPE waste fitting outlet bend, 1 x 90° bend with socket for Ø3.54" (Ø90 mm) push fit piping and Ø3.54" (Ø90 mm) outlet	50.00
8.1	387.282.00.1	Seal for outlet bends, EPDM	5.00
9	366.820.92.1	Protection plug, Plastic	4.00
10	240.782.00.1	Flexible Coupling for pipes	62.00
11	242.012.00.1	Outlet pipe bracket (complete)	4.00

Item No.	Model No.	Description	List Price
12	242.420.00.1	Conduit pipe for shower toilet water supply with UP720 concealed tank	\$6.00
13	216.179.00.1	Installation Hardware	3.00
14	240.853.00.1	Supply angle Stop	14.00
14.1	240.851.00.1	Drop Ear Elbow, Copper	11.00
15	242.415.00.1	Connection hose for UP720 concealed tank, 3/8"	14.00
15.1	240.922.00.1	Seal kit for braided hose, EPDM O-Ring	9.00
16	241.286.00.1	Fixation clip for filling valve	6.00
17	241.469.00.1	Impuls380 fill valve for concealed tanks	24.00
17.1	240.771.00.1	Seal kit for Impuls380 fill valve	11.00
17.2	241.670.00.1	Nipple to Impuls380 for UP700/UP720	16.00
18	241.290.00.1	Dual-flush valve complete with valve seat basket for UP720	21.00
18.1	242.416.00.1	Dual-flush valve for UP720 concealed tank	16.00
18.2	241.167.00.1	Yoke set for flush valves	9.00
18.3	241.291.00.1	Flat gasket for flush valve for UP720	2.00
18.4	241.292.00.1	Fixing rail to UP720	5.00
19	242.269.00.1	Valve seat basket and noise bushing for flush valve	34.00
19.1	241.293.00.1	U-cup seal for valve basket	4.00
20	242.417.00.1	Flush actuator gear box	9.00
21	242.048.00.1	Frame to wall anchoring for 5.12"-7.87" (13-20 cm) thick unfinished pre-wall	30.00









Optional Accessories for Wall-Hung Washdown Toilet Carrier 111.728.00.1



Mounting Accessories for Carrier Frames

Description	Model No.	List Price
 Frame to wall anchoring for 5.12"-7.87" (13-20 cm) thick unfinished pre-wall corner installations	111.835.00.1	\$30.00
 Frame to wall anchoring where foot installations into floor are not allowed for 5.12"-7.87" (13-20 cm) thick unfinished pre-wall	111.867.00.1	61.00
 Frame to wall anchoring extensions for 7.87"-15.75" (20-40 cm) thick unfinished pre-wall	111.887.00.1	11.00



Waste Fittings

	HDPE straight connector with socket for Ø3.54" (Ø90 mm) push fit piping and Ø3.54" (Ø90 mm) outlet x 12" (31 cm) long	366.887.16.1	29.00
	HDPE connector with offset for LH horizontal drain connections (as viewed from sitting position), 1 x 90° bend with socket for Ø3.54" (Ø90 mm) push fit piping, with 45° offset and Ø3.54" (Ø90 mm) outlet for 5.5" (13.97 cm) minimum walls only.	366.913.16.1	65.00
	HDPE connector with offset for RH horizontal drain connections (as viewed from sitting position), 1 x 90° bend with socket for Ø3.54" (Ø90 mm) push fit piping, with 45° offset and Ø3.54" (Ø90 mm) outlet for 5.5" (13.97 cm) minimum walls only.	366.914.16.1	65.00
	Cast iron outlet bend; 1 x 90° bend with socket for Ø3.54" (Ø90 mm) push fit piping and 3" CIP outlet	367.071.18.1	134.00
	HDPE "Back-to-back" connector for horizontal drain connections; 2 x 90° bends with sockets for Ø3.54" (Ø90 mm) push fit piping, with 45° offset and expansion to Ø4.33" (Ø110 mm) outlet for 10.75" (27.31 cm) minimum walls only.	367.485.16.1	134.00
	HDPE "Back-to-back" connector for vertical drain connections; 2 x 90° bends with sockets for Ø3.54" (Ø90 mm) push fit piping and expansion to Ø4.33" (Ø110 mm) outlet for 10.75" (27.31 cm) minimum walls only.	367.923.16.1	134.00

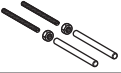

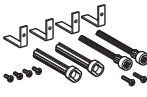

Bowl Connection Sets and Accessories

	HDPE connection set with 1" (2.5 cm) offset and mounting hardware (bowl installation kit); with socket for Ø3.54" (Ø90 mm) push fit piping and Ø55 supply inlet; matte chrome cover caps	405.116.00.1	205.00
	Acoustic insulation set for wall-hung toilets and bidets	156.050.00.1	15.00

Bowl Connection Sets and Accessories (continued)

Description	Model No.	List Price
 Connector set with mounting hardware (bowl installation kit), HDPE; Alpine White cover caps	152.404.11.1	\$38.00
 Cover caps with leveling washer, Plastic, Alpine White	217.713.11.1	5.00



Required Accessories for 3.54"-7.09" (9-18 cm) Finished Wall Thickness

	Mounting rod extension set for wall-hung toilet and bidet, M12	242.232.00.1	30.00
	Mud guard protection housing for UP320 and UP720, Plastic	241.826.00.1	11.00
	Extension set for actuator plates compatible with UP320, UP300, UP720 and UP200 flush tanks	240.938.00.1	19.00
	HDPE Connector set for extended installation and mounting hardware (bowl installation kit), with socket for Ø3.54" (Ø90 mm) push fit piping and Ø55 supply inlet; matte chrome cover caps	152.438.46.1	50.00

Actuator Accessories for Push Buttons

	Cover plate for UP320, UP300 and UP720 flush tanks. Zinc die cast, Alpine white	115.765.11.1	215.00
	Cover plate for UP320, UP300 and UP720 flush tanks. Zinc die cast, Matte Chrome	115.765.46.1	215.00
	Cover plate for UP320, UP300 and UP720 flush tanks. Stainless Steel, Brushed SS	115.798.00.1	170.00

Bidet Seat Accessories for Carrier Frames

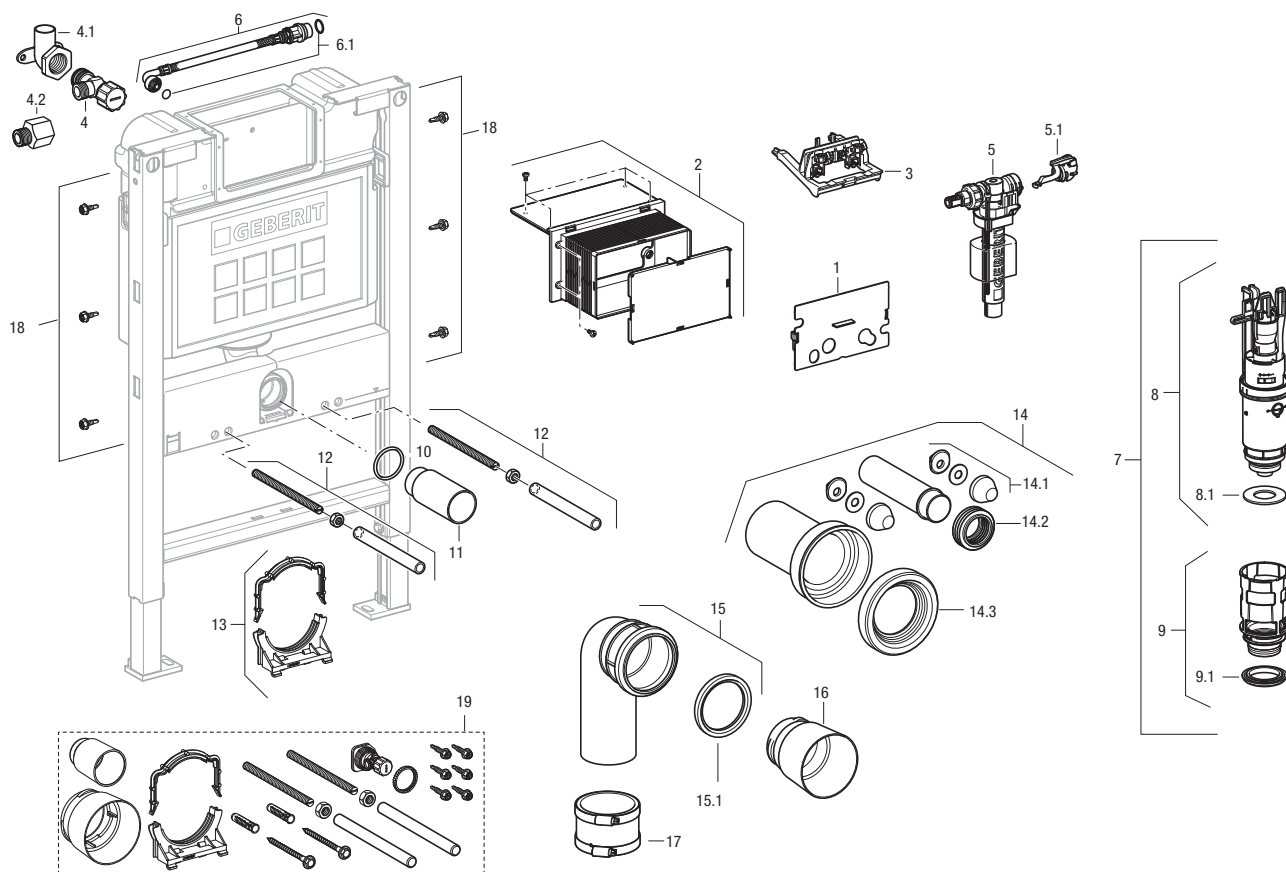
 NEW	Water supply hose for bidet seat with 111.728 carrier (UP720). For adding bidet seat to an installed carrier. For complete installation order with 249.801.00.1.	242.413.00.1	30.00
 NEW	Water supply hose for bidet seat with 111.335, 111.255 and 111.728 carrier (UP320, UP200 and UP720). For adding bidet seat to an installed carrier. For complete installation order with 242.413.00.1.	249.801.00.1	135.00

Wall-Hung Washdown Toilet Carriers

Replacement Parts for Wall-Hung Washdown Toilet Carrier 111.255.00.1




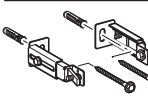
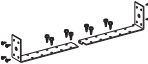

Item No.	Model No.	Description	List Price
1	242.316.00.1	Splash guard protection cover for UP200	\$6.00
2	240.172.00.1	Mud guard protection housing for UP200, Plastic; Comes standard with UP200 tank systems	24.00
3	240.533.00.1	Flush actuator gear box	12.00
4	240.853.00.1	Supply angle Stop	14.00
4.1	240.851.00.1	Drop Ear Elbow, copper	11.00
4.2	242.317.00.1	Adapter	14.00
5	241.469.00.1	Impuls380 fill valve for concealed tanks	24.00
5.1	240.771.00.1	Seal kit for Impuls380 fill valve	11.00
6	240.629.00.1	Connection hose for concealed tank	21.00
6.1	240.922.00.1	Seal kit for braided hose, EPDM O-Ring	9.00
7	240.637.00.1	Dual-flush valve complete with valve seat basket for UP200	34.00
8	240.638.00.1	Dual-flush valve for concealed tank for UP200	24.00
8.1	816.418.00.1	Flat gasket for flush valve	2.00
9	241.859.00.1	Valve seat basket and noise bushing for flush valve	9.00
9.1	241.868.00.1	U-cup seal for valve basket	2.00

Item No.	Model No.	Description	List Price
10	362.771.00.1	Seal for concealed flush pipe, EPDM	\$2.00
11	362.796.92.1	Protection plug, Plastic	5.00
12	240.189.00.1	Threaded rod for wall-mounted toilet or bidet installation	4.00
13	242.012.00.1	Outlet pipe bracket (complete)	4.00
14	152.404.46.1	Connector set with mounting hardware (bowl installation kit), HDPE; Matte Chrome cover caps	38.00
14.1	217.713.46.1	Cover caps with leveling washer, Plastic, Matte Chrome	5.00
14.2	119.668.00.1	Seal for supply inlet tube, EPDM	2.00
14.3	152.424.00.1	Seal for toilet outlet connector, EPDM	3.00
15	366.061.16.1	HDPE waste fitting outlet bend, 1 x 90° bend with socket for Ø3.54" (Ø90 mm) push fit piping and Ø3.54" (Ø90 mm) outlet	18.00
15.1	387.282.00.1	Seal for outlet bends, EPDM	5.00
16	366.820.92.1	Protection plug, Plastic	4.00
17	240.782.00.1	Flexible Coupling for pipes	62.00
18	111.892.00.1	Frame mounting screws for steel stud construction, Galvanized; self-tapping	3.00
19	242.319.00.1	Installation materials for concealed carrier and tank	39.00









Optional Accessories for Wall-Hung Washdown Toilet Carrier 111.255.00.1





Mounting Accessories for Carrier Frames

Description	Model No.	List Price
 Frame to wall anchoring for 5.12"-7.87" (13-20 cm) thick unfinished pre-wall	111.815.00.1	\$30.00
 Frame to wall anchoring for 5.12"-7.87" (13-20 cm) thick unfinished pre-wall corner installations	111.835.00.1	30.00
 Support brackets for wall-hung toilets with small contact surface (thin profiles)	111.847.00.1	40.00
 Frame to wall anchoring where foot installations into floor are not allowed for 5.12"-7.87" (13-20 cm) thick unfinished pre-wall	111.867.00.1	61.00
 Frame to stud fastening set for extended stud spacing from 19.75"-25.56" (50-65 cm)	111.869.00.1	30.00
 Frame to wall anchoring extensions for 7.87"-15.75" (20-40 cm) thick unfinished pre-wall	111.887.00.1	11.00



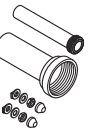
Waste Fittings

	HDPE straight connector with socket for Ø3.54" (Ø90 mm) push fit piping and Ø3.54" (Ø90 mm) outlet x 12" (31 cm) long	366.887.16.1	29.00
	HDPE connector with offset for LH horizontal drain connections (as viewed from sitting position), 1 x 90° bend with socket for Ø3.54" (Ø90 mm) push fit piping, with 45° offset and Ø3.54" (Ø90 mm) outlet for 5.5" (13.97 cm) minimum walls only.	366.913.16.1	65.00
	HDPE connector with offset for RH horizontal drain connections (as viewed from sitting position), 1 x 90° bend with socket for Ø3.54" (Ø90 mm) push fit piping, with 45° offset and Ø3.54" (Ø90 mm) outlet for 5.5" (13.97 cm) minimum walls only.	366.914.16.1	65.00
	Cast iron outlet bend; 1 x 90° bend with socket for Ø3.54" (Ø90 mm) push fit piping and 3" CIP outlet	367.071.18.1	134.00
	HDPE "Back-to-back" connector for horizontal drain connections; 2 x 90° bends with sockets for Ø3.54" (Ø90 mm) push fit piping, with 45° offset and expansion to Ø4.33" (Ø110 mm) outlet for 10.75" (27.31 cm) minimum walls only.	367.485.16.1	134.00
	HDPE "Back-to-back" connector for vertical drain connections; 2 x 90° bends with sockets for Ø3.54" (Ø90 mm) push fit piping and expansion to Ø4.33" (Ø110 mm) outlet for 10.75" (27.31 cm) minimum walls only.	367.923.16.1	134.00



Bowl Connection Sets and Accessories

Description	Model No.	List Price
 HDPE connection set with 1" (2.5 cm) offset and mounting hardware (bowl installation kit); with socket for Ø3.54" (Ø90 mm) push fit piping and Ø55 supply inlet; matte chrome cover caps	405.116.00.1	\$205.00
 Acoustic insulation set for wall-hung toilets and bidets	156.050.00.1	15.00
 Connector set with mounting hardware (bowl installation kit), HDPE; Alpine White cover caps	152.404.11.1	38.00
 Cover caps with leveling washer, Plastic, Alpine White	217.713.11.1	5.00



Required Accessories for 3.54"-7.09" (9-18 cm) Finished Wall Thickness

	Mounting rod extension set for wall-hung toilet and bidet, M12	242.232.00.1	30.00
	Extension set for actuator plates compatible with UP320, UP300, UP720 and UP200 flush tanks	240.938.00.1	19.00
	HDPE Connector set for extended installation and mounting hardware (bowl installation kit), with socket for Ø3.54" (Ø90 mm) push fit piping and Ø55 supply inlet; matte chrome cover caps	152.438.46.1	50.00

Actuator Accessories

	Cover plate for UP200 flush tanks Plastic, Alpine white	115.680.11.1	81.00
	Cover plate for UP200 flush tanks Plastic, Polished Chrome	115.680.21.1	110.00

Bidet Seat Accessory for Carrier Frames

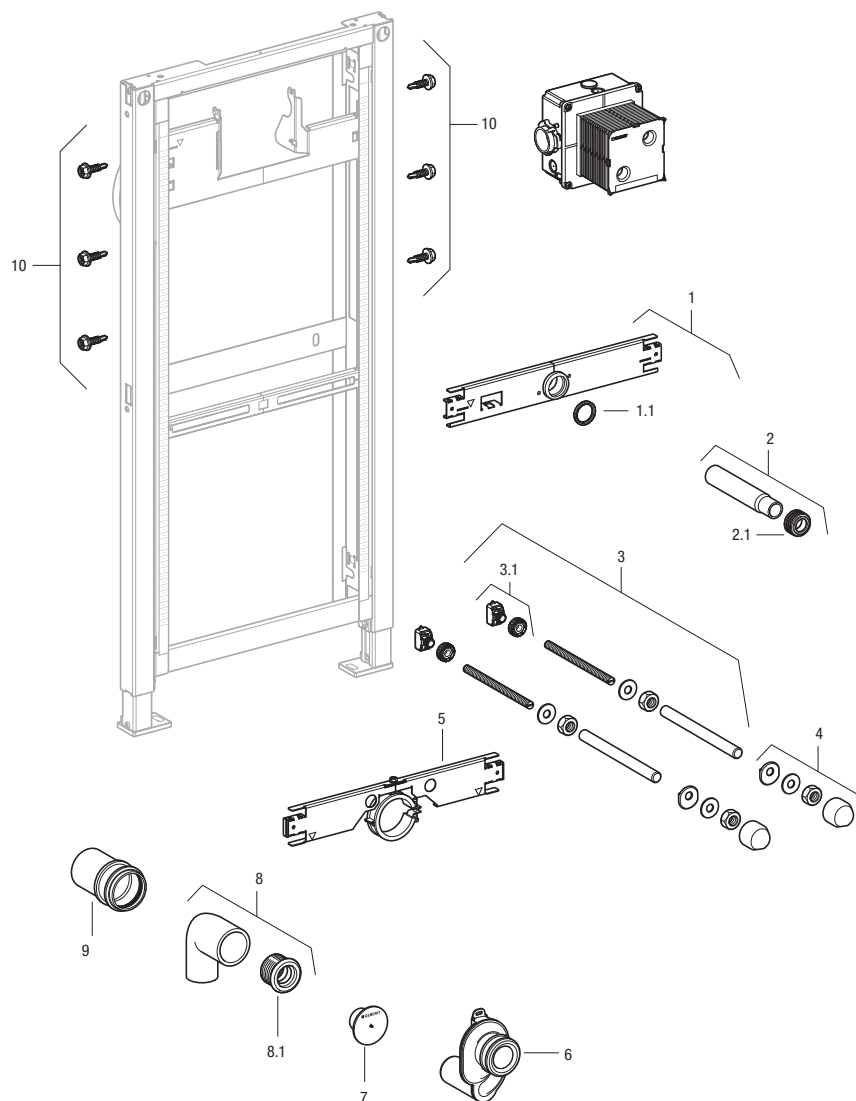
	Water supply hose for bidet seat with 111.255 carrier (UP200). For adding bidet seat to an installed carrier. For complete installation order with 249.801.00.1.	240.839.00.1	69.00
	Water supply hose for bidet seat with 111.335, 111.255 and 111.728 carrier (UP320, UP200 and UP720). For adding bidet seat to an installed carrier. For complete installation order with 240.839.00.1.	249.801.00.1	135.00

Wall-Hung Syphonic Urinal Carrier

Replacement Parts for Wall-Hung Syphonic Urinal Carrier 111.625.00.1

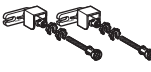

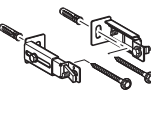
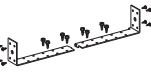

Item No.	Model No.	Description	List Price
1	242.039.00.1	Crossbar for water supply	\$69.00
1.1	362.790.00.1	Round cord ring, EPDM	2.00
2	152.489.16.1	Supply inlet tube with seal, PE; with Ø1.34" (Ø35 mm) supply inlet	25.00
2.1	119.669.00.1	Sleeve, EPDM	3.00
3	242.045.00.1	Fixing, with plastic nuts, complete	14.00
3.1	242.046.00.1	Plastic union nuts for crossbar for fixing	11.00
4	240.027.46.1	Cover caps, Plastic, Matte Chrome	6.00
5	242.047.00.1	Outlet Cross Member	26.00

Item No.	Model No.	Description	List Price
6	152.950.11.1	Syphonic trap with horizontal outlet and seal, PE; with Ø1.97" (Ø50 mm) outlet	\$31.00
7	853.614.92.1	Protection plug	5.00
8	240.315.00.1	Waste fitting outlet bend, PE; 1 x 90° bend with Ø2.48"/Ø1.97" (Ø63/Ø50 mm)	24.00
8.1	152.693.00.1	Seal for connector, EPDM; for Ø1.97" (Ø50 mm) outlet	3.00
9	—	Outlet pipe Ø1.97" (Ø50 mm) Terrain article no. 225.2G	—
10	111.892.00.1	Frame mounting screws for steel stud construction, Galvanized; self-tapping	3.00





Optional Accessories for Wall-Hung Syphonic Urinal Carrier 111.625.00.1



Mounting Accessories for Carrier Frames

Description	Model No.	List Price
 Frame to wall anchoring for 5.12"-7.87" (13-20 cm) thick unfinished pre-wall	111.815.00.1	\$30.00
 Frame to wall anchoring for 5.12"-7.87" (13-20 cm) thick unfinished pre-wall corner installations	111.835.00.1	30.00
 Frame to wall anchoring where foot installations into floor are not allowed for 5.12"-7.87" (13-20 cm) thick unfinished pre-wall	111.867.00.1	61.00
 Frame to stud fastening set for extended stud spacing from 19.75"-25.56" (50-65 cm)	111.869.00.1	30.00
 Frame to wall anchoring extensions for 7.87"-15.75" (20-40 cm) thick unfinished pre-wall	111.887.00.1	11.00

Urinal Connection Sets and Accessories

Description	Model No.	List Price
 PE syphon trap with horizontal outlet and seal; Ø1.96" (Ø50 mm) outlet	152.983.00.1	31.00
 PE syphon trap with vertical outlet and seal; Ø1.97" (Ø50 mm) outlet	152.984.00.1	31.00

Required Accessories for 3.54"-7.09" (9-18 cm) Finished Wall Thickness

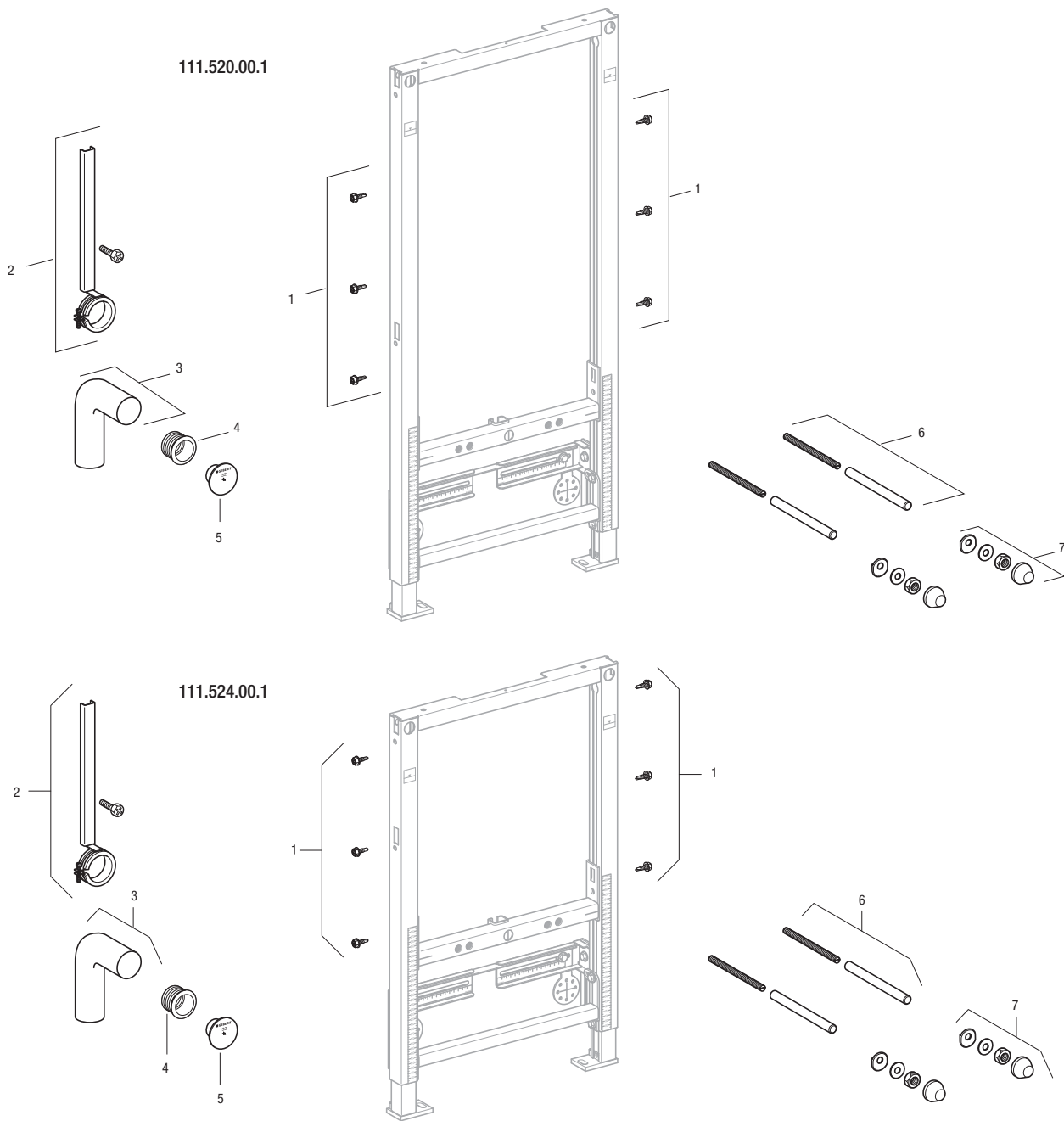
 Mounting rod extension set for wall-hung urinal, M8	242.318.00.1	30.00
 Mud guard protection housing and extension set for urinal carrier	241.930.00.1	17.00

Wall-Hung Bidet Carriers

Replacement Parts for Wall-Hung Bidet Carriers 111.520.00.1 and 111.524.00.1



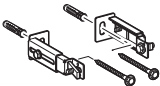
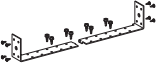

Item No.	Model No.	Description	List Price
1	111.892.00.1	Frame mounting screws for steel stud construction, Galvanized; self-tapping	\$3.00
2	241.066.00.1	Pipe Mounting Bracket	14.00
3	241.067.16.1	Outlet bend – 90 degrees	12.00
4	152.682.00.1	Outlet Seal, EPDM, push on for Ø1.97" (Ø50 mm) tube	3.00

Item No.	Model No.	Description	List Price
5	240.306.00.1	Protection plug, Ø1.26" (Ø32 mm)	\$2.00
6	240.189.00.1	Threaded rod for wall-mounted toilet or bidet installation	4.00
7	217.713.46.1	Cover caps with leveling washer, Plastic, Matte Chrome	5.00





Optional Accessories for Wall-Hung Bidet Carriers 111.520.00.1 and 111.524.00.1


Mounting Accessories for Carrier Frames

Description	Model No.	List Price
 Frame to wall anchoring for 5.12"-7.87" (13-20 cm) thick unfinished pre-wall	111.815.00.1	\$30.00
 Frame to wall anchoring for 5.12"-7.87" (13-20 cm) thick unfinished pre-wall corner installations	111.835.00.1	30.00
 Frame to wall anchoring where foot installations into floor are not allowed for 5.12"-7.87" (13-20 cm) thick unfinished pre-wall	111.867.00.1	61.00
 Frame to stud fastening set for extended stud spacing from 19.75"-25.56" (50-65 cm)	111.869.00.1	30.00
 Frame to wall anchoring extensions for 7.87"-15.75" (20-40 cm) thick unfinished pre-wall	111.887.00.1	11.00

Bowl Connection Accessories

Description	Model No.	List Price
 Acoustic insulation set for wall-hung toilets and bidets	156.050.00.1	\$15.00
 Cover caps with leveling washer, Plastic, Alpine white	217.713.11.1	5.00

Required Accessories for 3.54"-7.09" (9-18 cm) Finished Wall Thickness

 Mounting rod extension set for wall-hung toilet and bidet, M12	242.232.00.1	30.00
--	--------------	-------

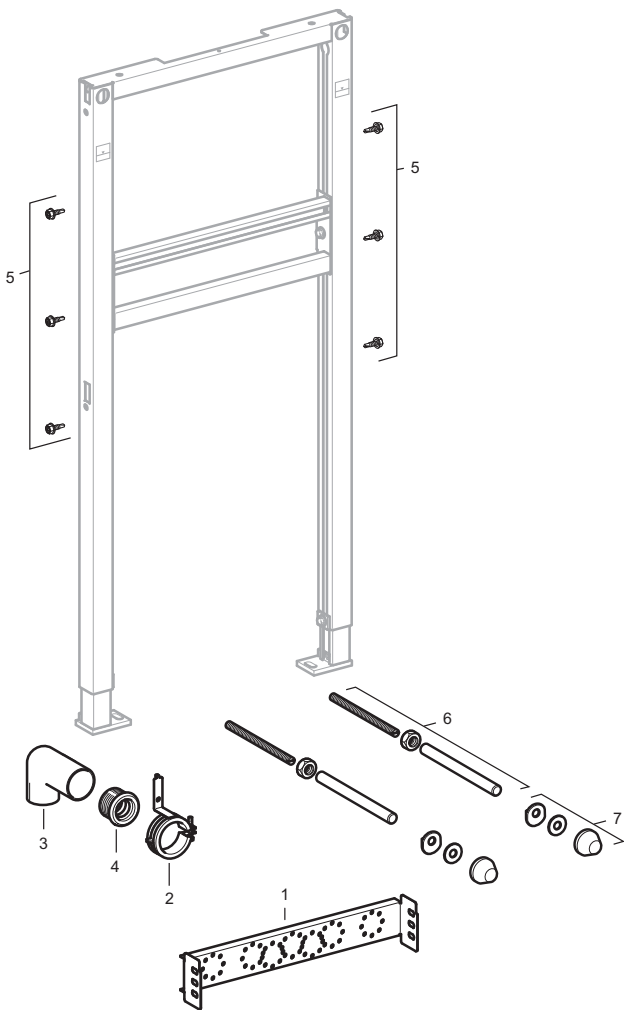
Wall-Hung Lavatory Carriers

Replacement Parts for Wall-Hung Lavatory Carriers 111.434.00.1 and 111.490.00.1

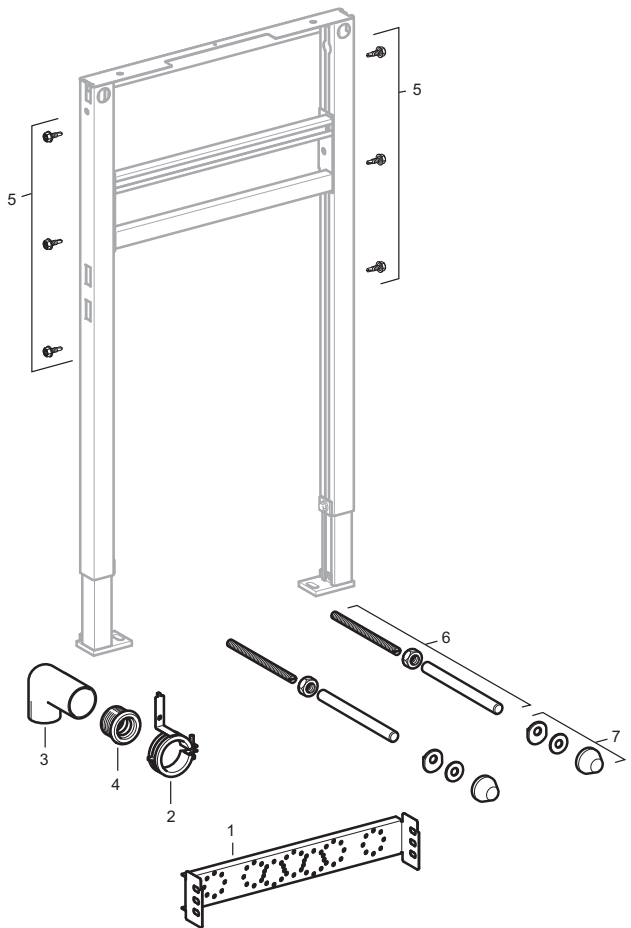
Item No.	Model No.	Description	List Price
1	241.803.00.1	Crossbar for deck-mounted faucet	\$14.00
2	241.805.00.1	Pipe bracket for outlet bend	12.00
3	241.067.16.1	Outlet bend – 90 degrees	12.00
4	152.682.00.1	Outlet Seal, EPDM, push on for Ø1.97" (Ø50 mm) tube	3.00
4	152.796.00.1	Outlet Seal, EPDM Ø1.97"/Ø1.57" (Ø50/40 mm)	3.00

Item No.	Model No.	Description	List Price
5	111.892.00.1	Frame mounting screws for steel stud construction, Galvanized; self-tapping	\$3.00
6	241.059.00.1	Threaded rod for wall-mounted washbasin	14.00
7	217.713.46.1	Cover caps with leveling washer, Plastic, Matte Chrome	5.00

111.434.00.1



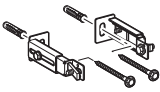





111.490.00.1




Optional Accessories for Wall-Hung Lavatory Carriers 111.434.00.1 and 111.490.00.1

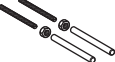
Mounting Accessories for Carrier Frames

Description	Model No.	List Price
 Frame to wall anchoring for 5.12"-7.87" (13-20 cm) thick unfinished pre-wall	111.815.00.1	\$30.00
 Frame to wall anchoring for 5.12"-7.87" (13-20 cm) thick unfinished pre-wall corner installations	111.835.00.1	30.00
 Frame to wall anchoring where foot installations into floor are not allowed for 5.12"-7.87" (13-20 cm) thick unfinished pre-wall	111.867.00.1	61.00
 Fastening set for sinks with 14.9"-22.8" (38-58 cm) mounting centers	111.868.00.1	103.00
 Frame to stud fastening set for extended stud spacing from 19.75"-25.56" (50-65 cm)	111.869.00.1	30.00
 Frame to wall anchoring extensions for 7.87"-15.75" (20-40 cm) thick unfinished pre-wall	111.887.00.1	11.00

Lavatory Connection Accessories

Description	Model No.	List Price
 Cover caps with leveling washer, Plastic, Alpine white	217.713.11.1	\$5.00

Required Accessories for 3.54"-7.09" (9-18 cm) Finished Wall Thickness

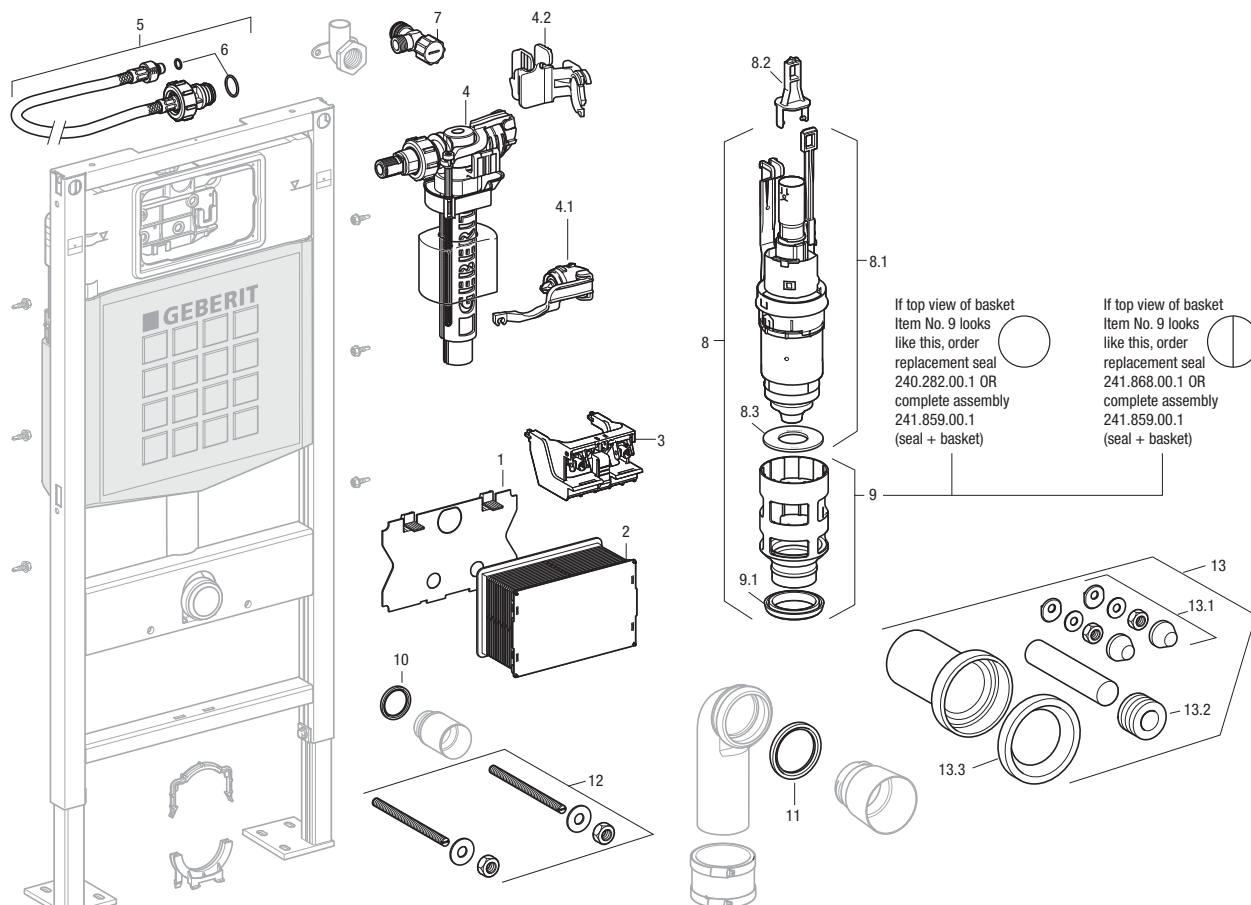
 Mounting rod extension set for wall-hung lavatory, M10	242.233.00.1	30.00
--	--------------	-------

Inactive Carriers

Replacement Parts for Wall-Hung Washdown Toilet Carrier 111.335.00.1* and 111.335.00.2*

Item No.	Model No.	Description	List Price
1	240.930.00.1	Splash guard protection cover for UP300	\$6.00
2	240.931.00.1	Mud guard protection housing for UP300, Plastic	9.00
3	241.829.00.1	Flush actuator gear box	6.00
4	241.469.00.1	Impuls380 fill valve for concealed tanks	24.00
4.1	240.771.00.1	Seal kit for Impuls380 fill valve	11.00
4.2	240.923.00.1	Fixation clip for filling valve	6.00
5	240.921.00.1	Connection hose for concealed tank, 3/8"	14.00
5	241.854.00.1	Connection hose for concealed tank, 3/8" – dezincification resistant	21.00
6	240.922.00.1	Seal kit for braided hose, EPDM O-Ring	9.00
7	240.853.00.1	Supply angle Stop	14.00
8.0	241.858.00.1	Dual-flush valve complete with valve seat basket	12.00
8.1	240.622.00.1	Dual-flush valve for concealed tank.	12.00
8.2	241.167.00.1	Yoke set for flush valves	9.00
8.3	816.418.00.1	Flat gasket for flush valve	2.00


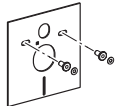


Item No.	Model No.	Description	List Price
9	241.859.00.1	Valve seat basket and noise bushing for flush valve	\$9.00
9.1	241.868.00.1	U-cup seal for valve basket	2.00
10	362.771.00.1	Seal for concealed flush pipe, EPDM	2.00
11	387.282.00.1	Seal for outlet bends, EPDM	5.00
12	240.780.00.1	Threaded rods for wall-mounted toilet installation, Steel	19.00
13	240.752.11.1	Connector set for wall-hung toilets with mounting hardware (bowl installation kit), Plastic, White cover caps	69.00
13.1	240.751.11.1	Cover caps with leveling washer, Plastic, Alpine White	14.00
13.2	119.668.00.1	Seal for supply inlet tube, EPDM	2.00
13.3	152.424.00.1	Seal for toilet outlet connector, EPDM	3.00






* Inactive since 01/09

Optional Accessories for Wall-Hung Washdown Toilet Carrier 111.335.00.1*

Bowl Connection Sets and Accessories

Description	Model No.	List Price
 HDPE connection set with 1" (2.5 cm) offset and mounting hardware (bowl installation kit); with socket for Ø3.54" (Ø90 mm) push fit piping and Ø2.16" (Ø55 mm) supply inlet; Matte Chrome cover caps	405.116.00.1	\$205.00
 Acoustic insulation set for wall-hung toilets and bidets	156.050.00.1	15.00
 Cover caps with leveling washer, Plastic, Alpine White	217.713.11.1	5.00
 Mounting rod for 1/2" to M12 for toggle-lock mountings	242.213.00.1	30.00

Required Accessories for 3.54"–7.09" (9–18 cm) Finished Wall Thickness

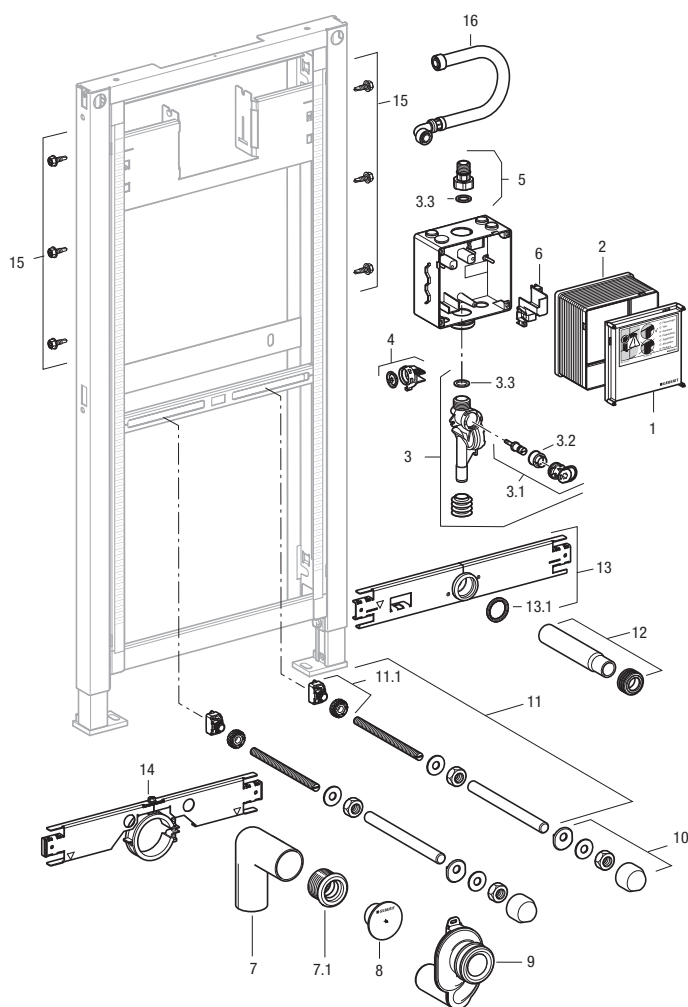
Description	Model No.	List Price
 Mud guard protection housing for UP300, Plastic	240.931.00.1	\$9.00
 Extension set for actuator plates compatible with UP320, UP300 and UP200 flush tanks	240.938.00.1	19.00
 HDPE Connector set for extended installation and mounting hardware (bowl installation kit), with socket for Ø3.54" (Ø90 mm) push fit piping and Ø2.16" (Ø55 mm) supply inlet; Matte Chrome cover caps	152.438.46.1	50.00
Note: Order with 240.751.11.1 for 1/2" hardware. See Item No. 17.1 on previous page.		14.00

Inactive Carriers

Replacement Parts for Wall-Hung Syphonic Urinal Carrier 111.685.00.1* and 111.679.00.1**




Item No.	Model No.	Description	List Price
1	240.534.00.1	Mud guard protection housing cover	\$14.00
2	115.832.00.1	Mud guard protection housing, Plastic	17.00
3	240.035.00.1	Waterway control	53.00
3.1	241.060.00.1	Filter holder with regulating screw for flush controls	21.00
3.2	240.520.00.1	Filter for flush controls	9.00
3.3	240.871.00.1	Seal for controls, flat gasket	3.00
4	240.518.00.1	Dummy cover with seal for flush controls	19.00
5	241.061.00.1	Supply Inlet Nipple	16.00
6	240.522.00.1	Electronic insulation protection	12.00
7	240.315.00.1	Waste fitting outlet bend, PE; 1 x 90° bend with Ø2.48"/Ø1.97" (Ø63/Ø50 mm)	24.00
7.1	152.693.00.1	Seal for connector, EPDM; for Ø1.97" (Ø50 mm) outlet	3.00

Item No.	Model No.	Description	List Price
8	240.306.00.1	Protection plug, Ø1.26" (Ø32 mm)	\$2.00
9	152.950.11.1	Syphonic trap with horizontal outlet and seal, PE; with Ø1.97" (Ø50 mm) outlet	31.00
10	240.027.46.1	Cover caps, Plastic, Matte Chrome	6.00
11	242.045.00.1	Fixing, with plastic nuts, complete	14.00
11.1	242.046.00.1	Plastic union nuts for crossbar for fixing	11.00
12	152.489.16.1	Supply inlet tube with seal, PE; with Ø1.34" (Ø35 mm) supply inlet	25.00
13	242.039.00.1	Crossbar for water supply	69.00
13.1	362.790.00.1	Round cord ring, EPDM	2.00
14	242.047.00.1	Outlet Cross Member	26.00
15	111.892.00.1	Frame mounting screws for steel stud construction, Galvanized; self-tapping	3.00
16	242.005.00.1	Hose for inlet element	86.00





Optional Accessories for Wall-Hung Syphonic Urinal Carrier 111.685.00.1* and 111.679.00.1**

Urinal Connection Sets and Accessories

Description	Model No.	List Price
 PE syphon trap with horizontal outlet and seal; Ø1.97" (Ø50 mm) outlet	152.983.00.1	\$31.00
 PE syphon trap with vertical outlet and seal; Ø1.97" (Ø50 mm) outlet	152.984.00.1	31.00
 PE straight connector with seal and cover caps; Ø1.97" (Ø50 mm) outlet	152.608.46.1	25.00

Required Accessories for 3.54"-7.09" (9-18 cm) Finished Wall Thickness

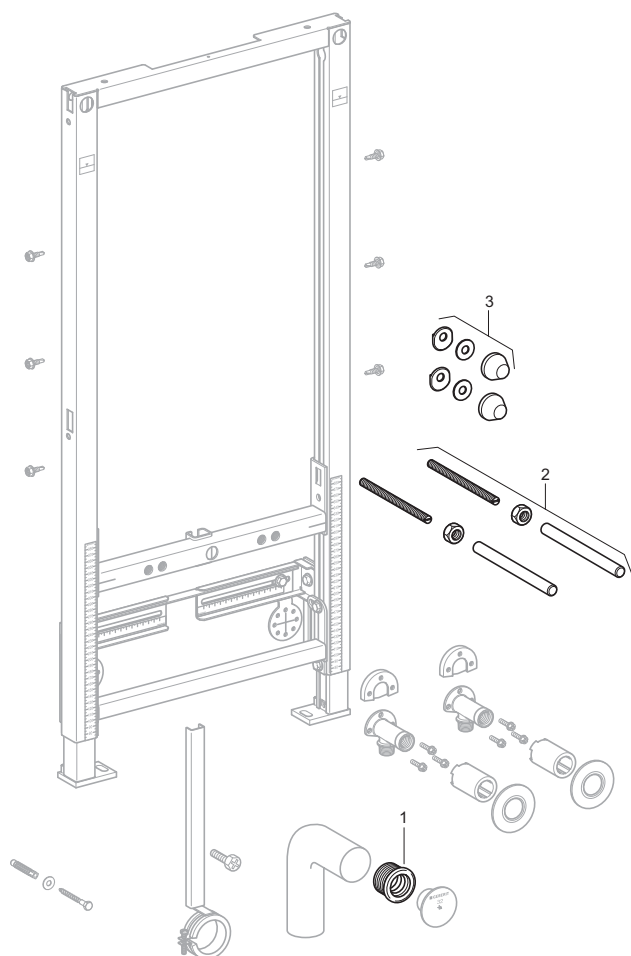
 Mounting rod extension set for wall-hung urinal, M8	242.318.00.1	\$30.00
 Mud guard protection housing and extension set for urinal carrier	115.832.00.1	17.00

* Inactive since 01/09

** Inactive since Spring 2010

Replacement Parts for Wall-Hung Bidet Carrier 111.510.00.1*

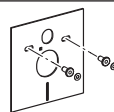
Item No.	Model No.	Description	List Price
1	152.682.00.1	Outlet Seal, EPDM, push on for Ø1.97" (Ø50 mm) tube	3.00
2	240.189.00.1	Threaded rod for wall-mounted toilet or bidet installation	4.00
3	217.713.46.1	Cover caps with leveling washer, Plastic, Matte Chrome	5.00



Optional Accessories for Wall-Hung Bidet Carrier 111.510.00.1*

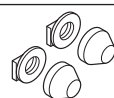
Bowl Connection Accessories

Description	Model No.	List Price
-------------	-----------	------------



Acoustic insulation set for wall-hung toilets and bidets

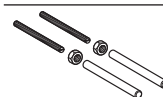
156.050.00.1 15.00



Cover caps with leveling washer, Plastic, Alpine White

217.713.11.1 5.00

Required Accessories for 3.54"-7.09" (9-18 cm) Finished Wall Thickness



Mounting rod extension set for wall-hung toilet and bidet, M12

242.232.00.1 30.00

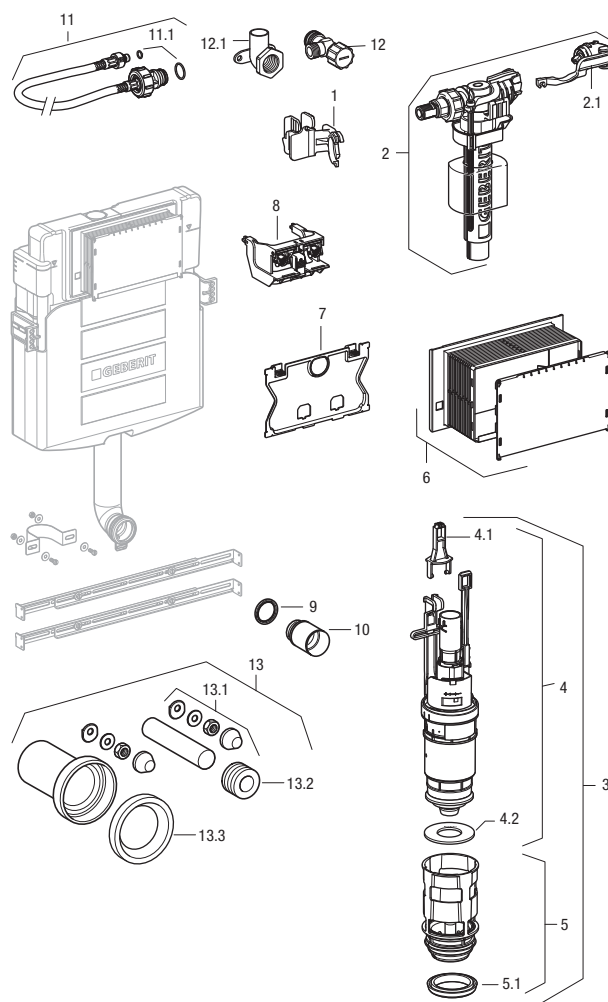
* Inactive since 01/09

Floor-Mount Washdown Toilet Concealed Tank

Replacement Parts for Floor-Mount Washdown Toilet Concealed Tank 109.304.00.5

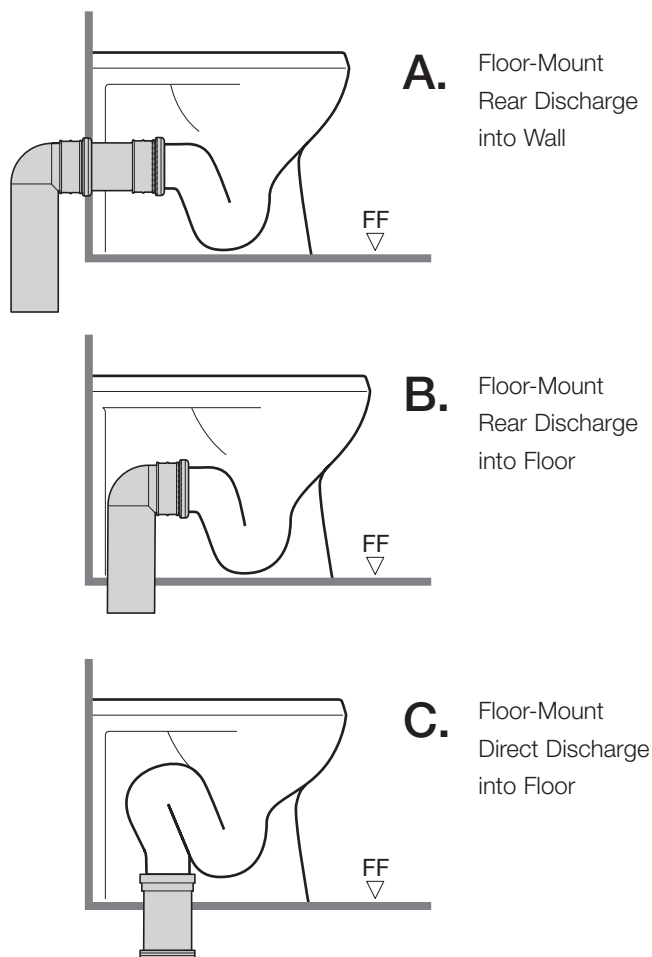
Item No.	Model No.	Description	List Price
1	240.923.00.1	Fixation clip for filling valve	\$6.00
2	241.469.00.1	Impuls380 fill valve for concealed tanks	24.00
2.1	240.771.00.1	Seal kit for Impuls380 fill valve	11.00
3	241.858.00.1	Dual-flush valve complete with valve seat basket	12.00
4	240.622.00.1	Dual-flush valve for concealed tank	12.00
4.1	241.167.00.1	Yoke set for flush valves	9.00
4.2	816.418.00.1	Flat gasket for flush valve	2.00
5	241.859.00.1	Valve seat basket and noise bushing for flush valve	9.00
5.1	241.868.00.1	U-cup seal for valve basket	2.00
6	241.826.00.1	Mud guard protection housing for UP320, Plastic	11.00
7	242.315.00.1	Splash guard protection cover for UP320	6.00
8	241.829.00.1	Flush actuator gear box	6.00






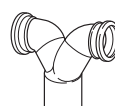


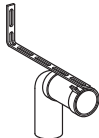
Item No.	Model No.	Description	List Price
9	362.771.00.1	Seal for concealed flush pipe, EPDM	\$2.00
10	362.796.92.1	Protection plug, Plastic	5.00
11	240.921.00.1	Connection hose for concealed tank, 3/8"	14.00
	241.854.00.1	Connection hose for concealed tank, 3/8" – dezincification resistant	21.00
11.1	240.922.00.1	Seal kit for braided hose, EPDM O-Ring	9.00
12	240.853.00.1	Supply angle Stop	14.00
12.1	240.851.00.1	Drop Ear Elbow, Copper	11.00
13	152.404.46.1	Connector set with mounting hardware (bowl installation kit), HDPE; Matte Chrome cover caps	38.00
13.1	217.713.46.1	Cover caps with leveling washer, Plastic, Matte Chrome	5.00
13.2	119.668.00.1	Seal for supply inlet tube, EPDM	2.00
13.3	152.424.00.1	Seal for toilet outlet connector, EPDM	3.00



Replacement Accessories for Floor-Mount Washdown Toilet Concealed Tank 109.304.00.5

Discharge Configurations



Waste Fittings*			
Description	Model No.	List Price	
 (For A discharge)	HDPE waste fitting outlet bend, 1 x 90° bend with socket for Ø3.54" (Ø90 mm) push fit piping and Ø3.54" (Ø90 mm) outlet	366.061.16.1	\$18.00
 (For A discharge)	HDPE connector with offset for LH horizontal drain connections (as viewed from sitting position), 1 x 90° bend with socket for Ø3.54" (Ø90 mm) push fit piping, with 45° offset and Ø3.54" (Ø90 mm) outlet for 5.5" (13.97 cm) minimum walls only.	366.913.16.1	65.00
 (For A discharge)	HDPE connector with offset for RH horizontal drain connections (as viewed from sitting position), 1 x 90° bend with socket for Ø3.54" (Ø90 mm) push fit piping, with 45° offset and Ø3.54" (Ø90 mm) outlet for 5.5" (13.97 cm) minimum walls only.	366.914.16.1	65.00
 (For A discharge)	Cast iron outlet bend; 1 x 90° bend with socket for Ø3.54" (Ø90 mm) push fit piping and 3" CIP outlet	367.071.18.1	134.00
 (For A discharge)	HDPE "Back-to-back" connector for horizontal drain connections; 2 x 90° bends with sockets for Ø3.54" (Ø90 mm) push fit piping, with 45° offset and expansion to Ø4.33" (Ø110 mm) outlet for 10.75" (27.31 cm) minimum walls only.	367.485.16.1	134.00
 (For A discharge)	HDPE "Back-to-back" connector for vertical drain connections; 2 x 90° bends with sockets for Ø3.54" (Ø90 mm) push fit piping and expansion to Ø4.33" (Ø110 mm) outlet for 10.75" (27.31 cm) minimum walls only.	367.923.16.1	134.00
 (For C discharge)	PE Outlet connector for floor-mount toilets with socket and lip seal for Ø4.33" (Ø110 mm) push fit piping for Ø3.82"-4.21" (Ø97-107 mm) male connection	152.400.16.1	25.00
 (For B or C discharge)	EPDM seal for floor discharge toilet socket for Ø4.33" (Ø110 mm) fitting (152.400.16.1)	152.497.00.1	5.00
 (For A or B discharge)	PP connector set with bend for Floor-Mount toilets with mounting hardware, 1 x 90° bends with socket for Ø4.33" (Ø110 mm) push fit piping for Ø3.82"-4.21" (Ø97-107 mm) male connection and expansion to Ø4.33" (Ø110 mm) outlet	152.647.00.1	100.00

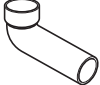

Replacement Accessories continued on next page.

* Mounting collar/clamp by installer

Floor-Mount Washdown Toilet Concealed Tank

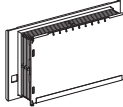


Replacement Accessories for Floor-Mount Washdown Toilet Concealed Tank 109.304.00.5

Waste Fittings* (continued)

Description	Model No.	List Price
 (For B or C discharge) HDPE drain connector with bend for horizontal applications, 1 x 90° bends with socket for Ø4.33" (Ø110 mm) push fit piping and Ø4.33" (Ø110 mm) outlet	367.880.16.1	\$24.00
 (For B or C discharge) HDPE drain straight connector for vertical applications with socket for Ø4.33" (Ø110 mm) push fit piping and Ø4.33" (Ø110 mm) outlet	367.885.16.1	33.00

* Mounting collar/clamp by installer

Required Accessories for 3.54"-7.09" (9-18 cm) Finished Wall Thickness


	Mud guard protection housing for UP320 and UP720 Plastic	241.826.00.1	\$11.00
	Extension set for actuator plates compatible with UP320, UP300, UP720 and UP200 flush tanks	240.938.00.1	19.00
	HDPE Connector set for extended installation and mounting hardware (bowl installation kit), with socket for Ø3.54" (Ø90 mm) push fit piping and Ø2.16" (Ø55 mm) supply inlet; Matte Chrome cover caps	152.438.46.1	50.00


Actuator Accessories

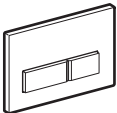
	Cover plate for UP320, UP300 and UP720 flush tanks. Zinc die cast, Alpine white	115.765.11.1	215.00
	Cover plate for UP320, UP300 and UP720 flush tanks. Zinc die cast, Matte Chrome	115.765.46.1	215.00
	Cover plate for UP320, UP300 and UP720 flush tanks. Stainless Steel, Brushed SS	115.798.00.1	170.00

Flush Plate Actuators

Dual-Flush Actuator Plates for 111.335.00.X and 111.728.00.X Toilet Carriers (UP320, UP300 and UP720 flush tanks)


Style	Material	Finish	Model No.	List Price
	Plastic	Alpine White	115.777.11.1	\$102.00
		Polished Chrome	115.777.21.1	132.00
		Matte Chrome	115.777.46.1	132.00

	Plastic	Alpine White	115.770.11.1	76.00
		Polished Chrome	115.770.21.1	102.00
		Matte Chrome	115.770.46.1	102.00

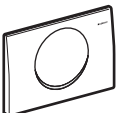
	Zinc die cast	Customer defined	115.788.00.1	315.00
		Alpine White	115.788.11.1	315.00
		Black	115.788.DW.1	315.00
		NEW Brushed Chrome	115.788.GH.1	406.00
		White Pattern Glass	115.788.SC.1	406.00
		Smoke Glass	115.788.SD.1	406.00
		Green Satin Glass	115.788.SE.1	406.00

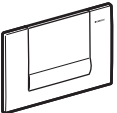
	Plastic	Gloss-Matte-Gloss*	115.778.KH.1	157.00
		White-Gloss-White*	115.778.KJ.1	110.00
		Black-Gloss-Black*	115.778.KM.1	135.00

Dual-Flush Actuator Plates for 111.255.00.1 Toilet Carrier (UP200 flush tank)

	Stainless Steel	Brushed SS	115.258.00.1	213.00
	Zinc die cast	Alpine White	115.260.11.1	213.00
		Polished Chrome	115.260.21.1	213.00

Single-Flush Actuator Plates for 111.335.00.X and 111.728.00.X Toilet Carriers (UP320, UP300 and UP720 flush tanks)

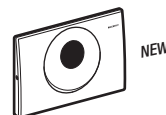
	Stainless Steel	Brushed SS	115.751.00.1	213.00
---	-----------------	------------	--------------	--------

	Zinc die cast	Alpine White	115.760.11.1	209.00
		Polished Chrome	115.760.21.1	209.00
		Matte Chrome	115.760.46.1	209.00
		Oil Rubbed Bronze	115.760.HM.1	350.00
		ForeverShine™ PVD Polished Nickel	115.760.IB.1	350.00
		ForeverShine™ PVD Brushed Nickel	115.760.ID.1	350.00


* Colors follow this pattern = Plate-Ring-Button
 Gloss = Polished Chrome
 Matte = Matte Chrome

Single-Flush Infrared Battery Actuator Plates for 111.335.00.X Toilet Carrier (UP320 and UP300 flush tanks)


Style	Material	Finish	Model No.	List Price
Mambo	Stainless Steel	Brushed SS	115.891.00.1	\$700.00



Actuator Cover Plates for 111.255.00.1 Toilet Carrier (UP200 flush tank)

	Plastic	Alpine white	115.680.11.1	81.00
		Polished Chrome	115.680.21.1	110.00

Actuator Cover Plates for 111.335.00.X and 111.728.00.X Toilet Carriers (UP320, UP300 and UP720 flush tank)

	Zinc die cast	Alpine white	115.765.11.1	215.00
		Matte Chrome	115.765.46.1	215.00

	Stainless Steel	Brushed SS	115.798.00.1	170.00
---	-----------------	------------	--------------	--------

Dimensions Information

Dual-Flush Toilet	Sigma50	9.69" x 6.46" (24.6 cm x 16.4 cm)
	Sigma20	
	Bolero	
	Samba	
	Kappa50	8.31" x 5.59" (21.1 cm x 14.2 cm)
Single-Flush Toilet	Mambo	9.69" x 6.46" (24.6 cm x 16.4 cm)
	Tango	

Push Button Actuators

Dual-Flush Push Button for 111.335.00.X, 111.255.00.1 and 111.728.00.X Toilet Carriers (UP320, UP300 and UP200 flush tanks)

Style	Material	Finish	Model No.	List Price
HyTouch WC Halfmoon	Plastic	Polished Chrome	115.999.21.1	\$135.00



HyTouch WC Square	Plastic	Alpine White	115.942.11.1	104.00
		Gloss-Matte*	115.942.KA.1	135.00



Single-Flush Push Button for 111.335.00.X Toilet Carrier (UP320, UP300 flush tanks)

WC20 Round	Plastic	Alpine White	115.114.11.1	88.00
		Polished Chrome	115.114.21.1	104.00
		Brushed SS	115.114.FW.1	213.00



HyTouch WC Square	Plastic	Alpine White	115.941.11.1	88.00
		Gloss-Matte*	115.941.KA.1	135.00



Single-Flush Push Button for 111.728.00.X Toilet Carrier (UP720 flush tank)

HyTouch WC Square	Plastic	Alpine White	115.991.11.1	88.00
		Gloss-Matte*	115.991.KA.1	135.00



* Colors follow this pattern = Frame-Button

Gloss = Polished Chrome
Matte = Matte Chrome

Single-Flush Actuator Buttons for 111.625.00.1 Urinal Carrier

Style	Material	Finish	Model No.	List Price
Sigma50	Zinc Die Cast	Custom	116.016.00.1	\$477.00
		Alpine White	116.016.11.1	477.00



Mambo	Stainless Steel	Brushed SS	116.013.FW.1	325.00
-------	-----------------	------------	--------------	--------



Bolero	Plastic	Alpine White	116.012.11.1	282.00
		Polished Chrome	116.012.21.1	282.00



Infrared Battery Actuator Button for 111.625.00.1 Urinal Carrier

Mambo	Stainless Steel	Brushed SS	116.033.FW.1	700.00
-------	-----------------	------------	--------------	--------






Dimensions Information

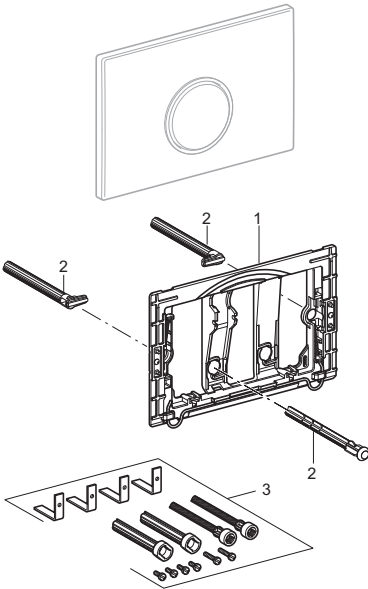
Dual-Flush Toilet	Halfmoon	3.15" (8 cm) diameter
	Square 2 Button	4.25" x 4.25" (10.8 cm x 10.8 cm)
Single-Flush Toilet	Round 1 Button	2.44" (6.2 cm) diameter
	Square 1 Button	4.25" x 4.25" (10.8 cm x 10.8 cm)
Urinal	Sigma50	
	Mambo	5.12" x 5.12" (13 cm x 13 cm)
	Bolero	

Flush Plate Actuator Replacement Parts

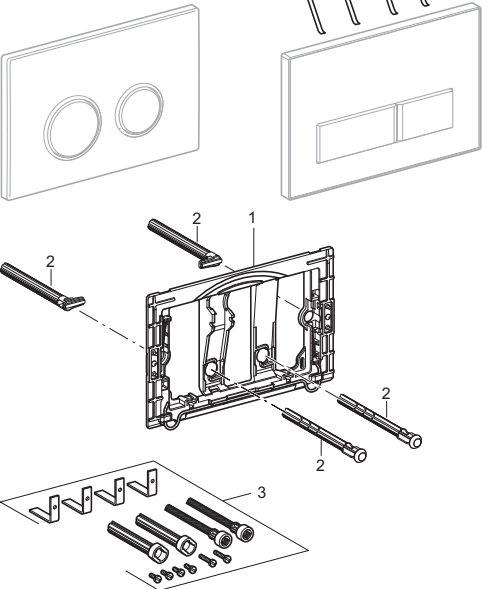
Replacement Parts for Sigma Actuators

115.758	115.778	115.788			
					
Item No.			Model No.	Description	List Price
1	1	1	241.876.00.1	Mounting Frame, Tool-free assembly	\$12.00
2	2	2	241.874.00.1	Actuator bolt and rod kit, Tool-free assembly	11.00
3	3	3	240.938.00.1	Extension set for actuator plates compatible with UP320, UP300 and UP200 flush tanks	19.00
		4	241.295.00.1	Spring for actuator plate, 10 pcs	9.00

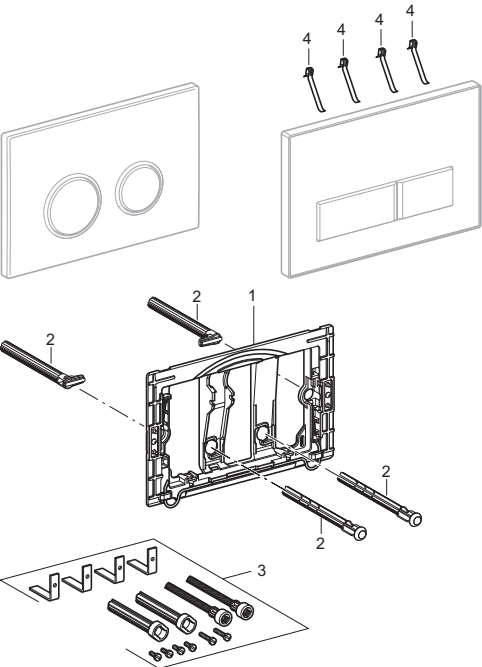
115.758



115.778





115.788



Flush Plate Actuator Replacement Parts

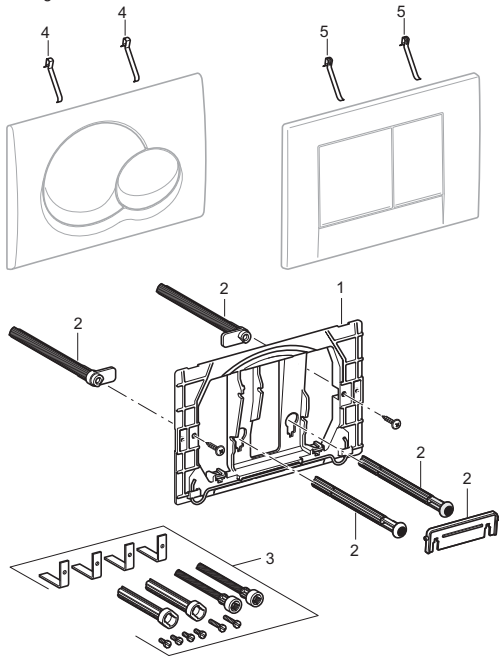
Replacement Parts for Bolero and Samba Actuators

115.770	115.777			
				
Item No.		Model No.	Description	List Price
1	1	240.935.00.1	Mounting Frame	\$30.00
2	2	241.875.00.1	Actuator bolt and rod kit	12.00
3	3	240.938.00.1	Extension set for actuator plates compatible with UP320, UP300 and UP200 flush tanks	19.00
4		813.514.00.1	Spring for actuator plate	2.00
	5	241.295.00.1	Spring for actuator plate, 10 pcs	9.00
6	6	241.873.00.1	Conversion kit for tool-free assembly (converts units manufactured prior to 04.01.2008)	26.00
6.1	6.1	241.874.00.1	Actuator bolt and rod kit, Tool-free assembly	11.00
6.2	6.2	241.876.00.1	Mounting Frame, Tool-free assembly	12.00

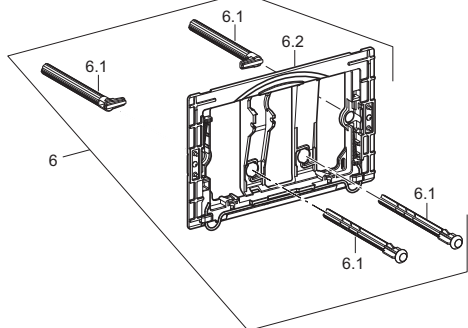
115.770

115.777




Through 04.2008



After 04.2008

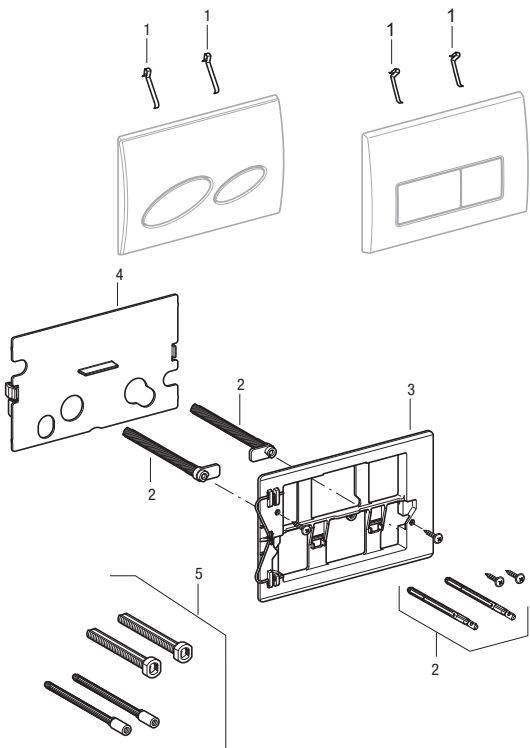


Replacement Parts for Kappa Actuators

115.228	115.258	115.260			
					
Item No.			Model No.	Description	List Price
1	1	1	241.295.00.1	Spring for actuator plate, 10 pcs	\$9.00
2	2	2	240.639.00.1	Actuator Lever Rod set for UP200	6.00
3	3	3	240.646.00.1	Mounting frame for UP 200/Artline	11.00
4	4	4	240.206.00.1	Splash guard protection cover for UP200	6.00
5	5	5	240.938.00.1	Extension set for actuator plates compatible with UP320, UP300 and UP200 flush tanks	19.00




115.228

115.258/115.260



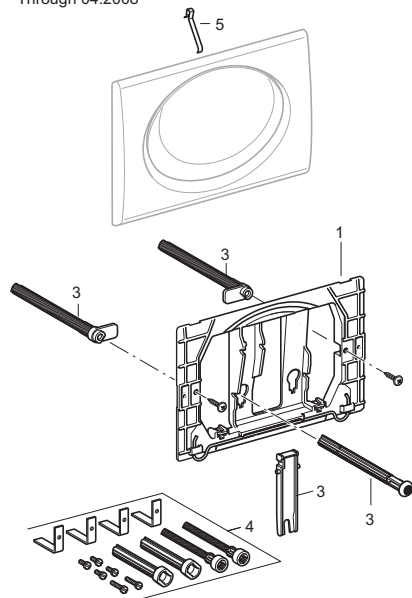
Flush Plate Actuator Replacement Parts

Replacement Parts for Rumba, Mambo and Tango Actuators

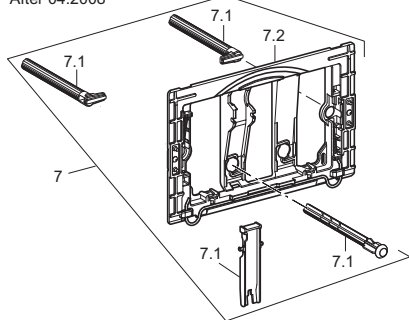
Item Nos.	115.750	115.751	115.760	Model No.	Description	List Price
1				240.935.00.1	Mounting Frame	\$30.00
	1			—	Mounting Frame (Order Model No. 241.873.00.1)	—
	2			241.093.00.1	Fastening set for mounting frame	16.00
		2		213.500.00.1	Fastening set	5.00
3	3	3	3	241.875.00.1	Actuator bolt and rod kit	12.00
4	4	4	4	240.938.00.1	Extension set for actuator plates compatible with UP320, UP300 and UP200 flush tanks	19.00
5	5	5	5	813.514.00.1	Spring for actuator plate	2.00
	6	6	6	241.877.00.1	Fastening set for mounting frame, Tool-free assembly	48.00
7	7	7	7	241.873.00.1	Conversion kit for tool-free assembly (converts units manufactured prior to 04.01.2008)	26.00
7.1	7.1	7.1	7.1	241.874.00.1	Actuator bolt and rod kit, Tool-free assembly	11.00
7.2	7.2	7.2	7.2	241.876.00.1	Mounting Frame, Tool-free assembly	12.00
	7.3			241.878.00.1	Rocker support, Mambo	11.00

115.750

Through 04.2008

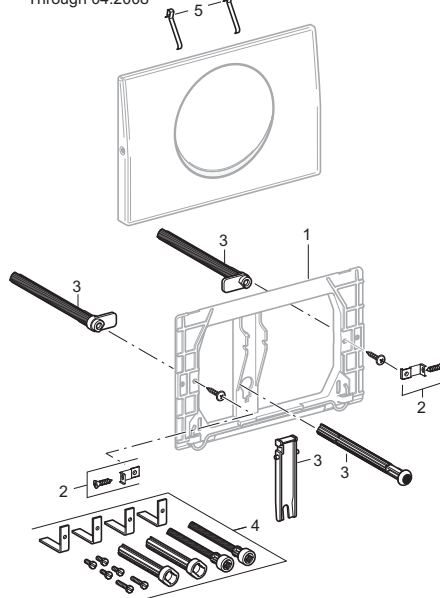


After 04.2008

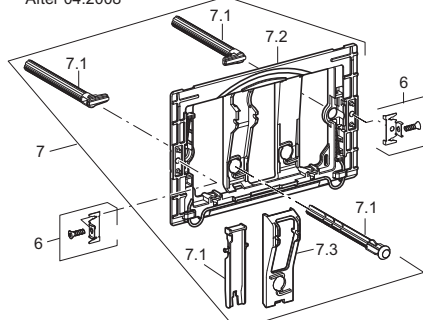


115.751

Through 04.2008

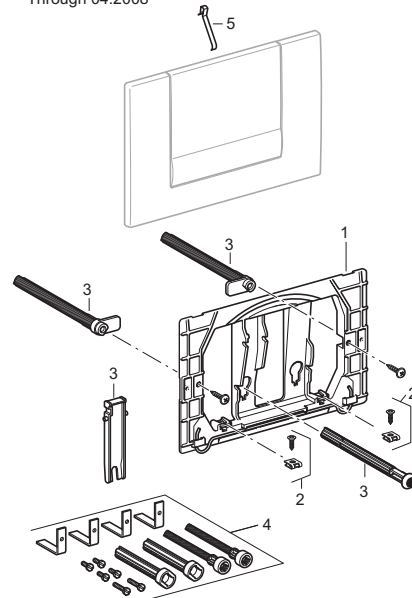


After 04.2008

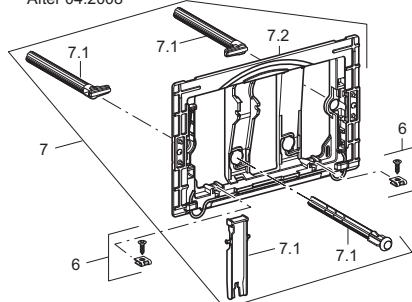


115.760

Through 04.2008



After 04.2008

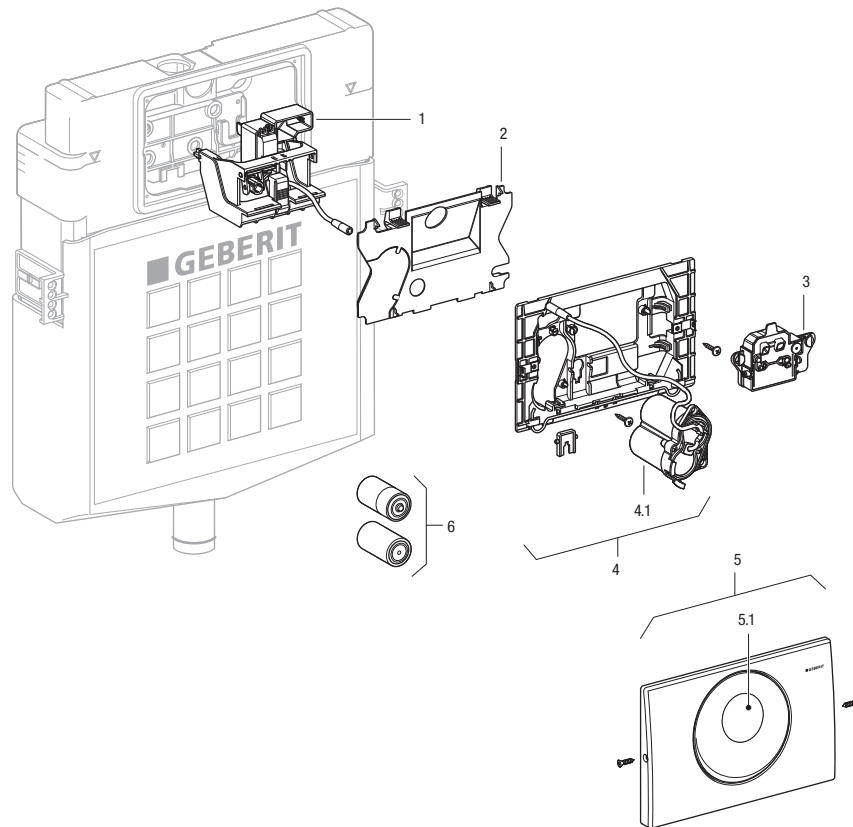


Replacement Parts for HyTronic WC Flush Control, Infrared/Battery Mambo Actuator for 111.335 Carriers

115.891






Item No.	Model No.	Description	List Price
1	241.150.00.1	Lifting device with servo-motor for HyTronic WC-control	\$156.00
2	241.303.00.1	Protection plate for HyTronic WC-control Mambo	9.00
3	241.476.00.1	Electronic sensor for HyTronic WC-control	369.00
4	241.304.00.1	Mounting frame with battery housing for HyTronic WC-control	113.00
4.1	241.412.00.1	Battery housing for HyTronic WC-control	128.00
5	241.477.00.1	IR actuator plate for HyTronic WC-control Mambo	171.00
5.1	241.478.00.1	IR window with adapter for HyTronic WC-control Mambo	31.00
6	N/A	2 batteries, LR20 (standard) "D" cells	By others

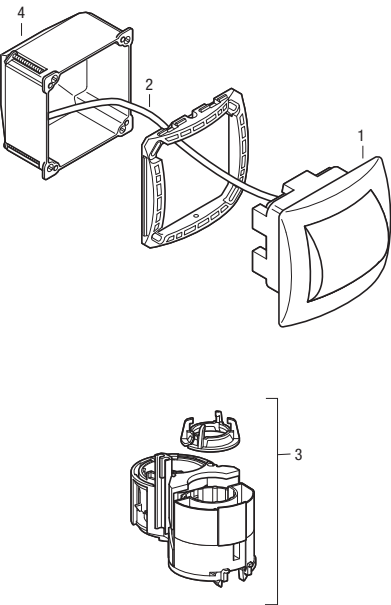


Push Button Actuator Replacement Parts

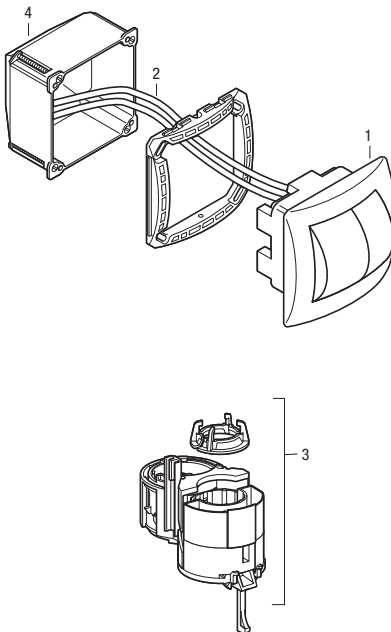
Replacement Parts for HyTouch WC Square Actuators
for Carriers 111.335, 111.255 and 111.728

115.941	115.942	115.991			
					
Item Nos.			Model No.	Description	List Price
1		1	240.571.11.1	Push button, single-flush, for HyTouch WC flush control, Alpine White	\$44.00
1		1	240.571.KA.1	Push button, single-flush, for HyTouch WC flush control, Satin Chrome	62.00
	1		240.572.11.1	Push button, dual-flush, for HyTouch WC flush control, Alpine White	48.00
	1		240.572.KA.1	Push button, dual-flush, for HyTouch WC flush control, Matte Chrome	78.00
2		2	256.000.00.1	Pneumatic hose, 137.8" (3.5 m), single-flush	5.00
	2		240.575.00.1	Pneumatic hose, 78.74" (2.0 m), dual-flush	6.00
3			240.573.00.1	Pneumatic lifter, single-flush for use with carriers models 111.335 or 111.336	19.00
	3		240.574.00.1	Pneumatic lifter, dual-flush	24.00
		3	241.335.00.1	Pneumatic lifter, single-flush for use with carriers model 111.728 (UP720)	30.00
4	4	4	240.582.00.1	Concealed housing, Plastic	19.00

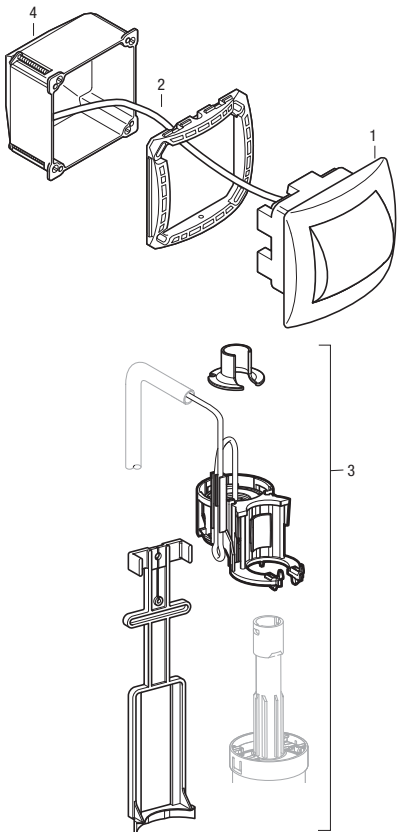
115.941






115.942



115.991

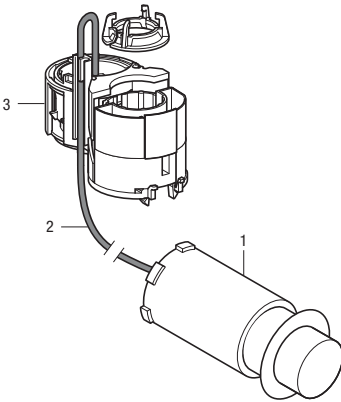


Replacement Parts for WC20 and HyTouch WC Halfmoon Actuators for Carriers 111.335 and 111.255

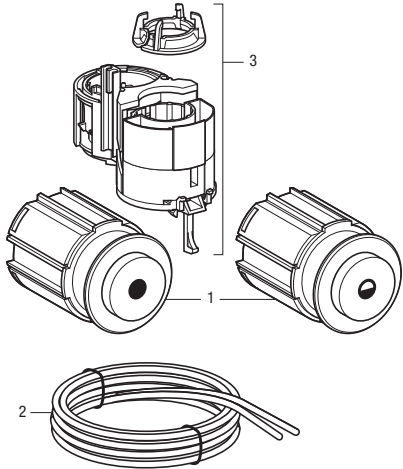
115.114	115.992	115.999			
					
Item No.			Model No.	Description	List Price
1			241.199.11.1	Push button, single-flush, for HyTouch WC flush control, Alpine White	\$48.00
1			241.199.21.1	Push button, single-flush, for HyTouch WC flush control, Polished Chrome	53.00
1			115.114.FW.1*	Push button, single-flush, for HyTouch WC flush control, Brushed SS	213.00
	1		115.992.21.1*	Push button, dual-flush, for HyTouch WC flush control, Polished Chrome	202.00
	1		115.992.46.1*	Push button, dual-flush, for HyTouch WC flush control, Satin Chrome	202.00
		1	115.999.21.1*	Push button, dual-flush, for HyTouch WC flush control, Polished Chrome	135.00
2			256.000.00.1	Pneumatic hose, 137.8" (3.5 m), single-flush	5.00
	2	2	240.575.00.1	Pneumatic hose, 78.74" (2.0 m), dual-flush	6.00
3			240.573.00.1	Pneumatic lifter, single-flush for use with carriers models 111.335 or 111.336	19.00
	3	3	240.574.00.1	Pneumatic lifter, dual-flush	24.00

* Includes Items 1, 2 and 3

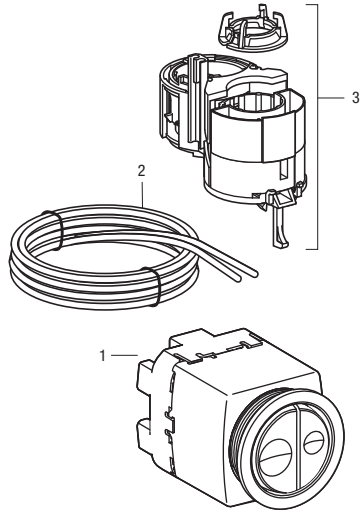
115.114



115.992






115.999

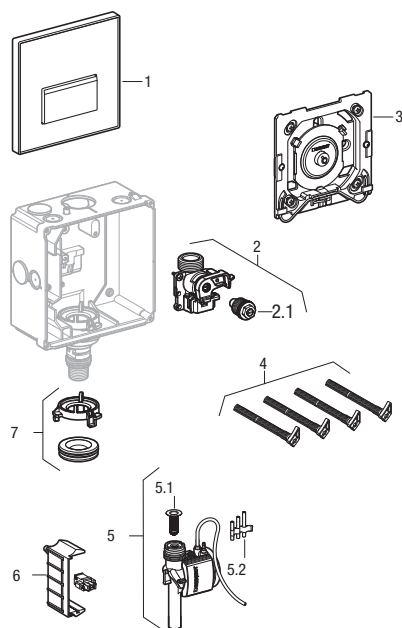


Push Button Actuator Replacement Parts

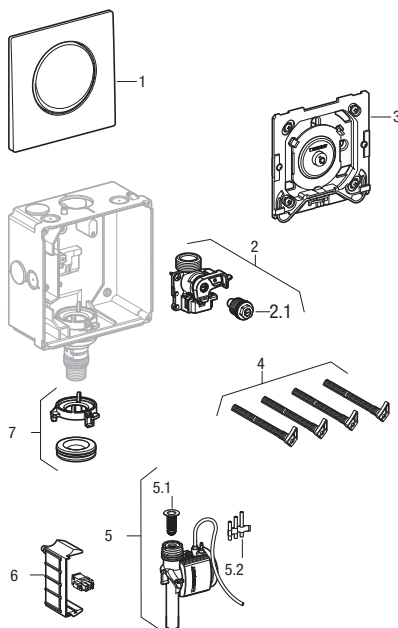
Replacement Parts for Sigma50, Mambo and Bolero Urinal Actuators for carrier 111.625

116.016	116.013	116.012			
					
Item No.			Model No.	Description	List Price
1			241.916.11.1	Actuator plate Sigma50, Alpine White	\$230.00
1			241.916.00.1	Actuator plate Sigma50, Custom	185.00
1	1		241.913.FW.1	Actuator plate Mambo, Brushed SS	185.00
		1	241.912.11.1	Actuator plate Bolero, Alpine White	30.00
		1	241.912.21.1	Actuator plate Bolero, Polished Chrome	48.00
2	2	2	241.934.00.1	Stop valve with throttle, complete	62.00
2.1	2.1	2.1	241.933.00.1	Regulating screw	21.00
3	3	3	241.937.00.1	Pneumatic actuator with mounting frame	62.00
4	4	4	241.931.00.1	Distance bolts, set	3.00
5	5	5	241.935.00.1	Pneumatic valve	135.00
5.1	5.1	5.1	241.932.00.1	Basket filter	3.00
5.2	5.2	5.2	241.936.00.1	Nozzle set red	16.00
6	6	6	241.947.00.1	Insulation protection with connection terminal	5.00
7	7	7	242.156.00.1	Lip seal flushing pipe	3.00

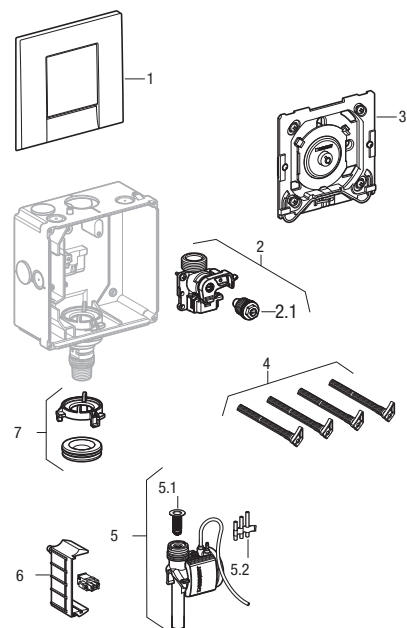
116.016



116.013



116.012

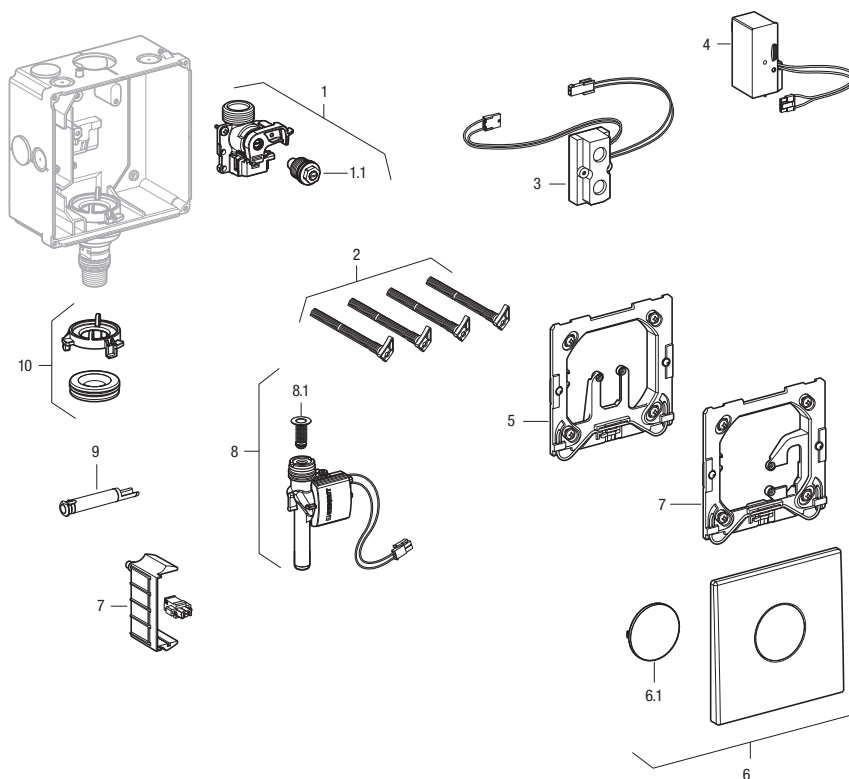


Replacement Parts for HyTronic Urinal Flush Control, Infrared/Battery Mambo Actuator for Carrier 111.625

116.625



Item No.	Model No.	Description	List Price
1	241.934.00.1	Stop valve with throttle, complete	\$62.00
1.1	241.933.00.1	Regulating screw	21.00
2	241.931.00.1	Distance bolts, set	3.00
3	241.941.00.1	Sensor electronics	276.00
4	241.945.00.1	Battery housing for HyTronic UR-control	14.00
5	241.943.00.1	Mounting frame for horizontal fixation	21.00
6	241.923.FW.1	Cover plate for HyTronic UR-control Mambo	108.00
6.1	241.903.FW.1	IR window HyTronic UR-control Mambo	19.00
7	241.947.00.1	Insulation protection with connection terminal	5.00
8	241.946.00.1	Solenoid valve for HyTronic UR-control	135.00
8.1	241.932.00.1	Basket filter	3.00
9	242.484.00.1	Flow limiter for HyTronic/HyTouch UR-controls	6.00
10	242.156.00.1	Lip seal flushing pipe	3.00



Inactive System Replacement Parts

Replacement Parts for Mambo* and Samba* Urinal Actuators for Carriers 111.679 and 111.685

115.819

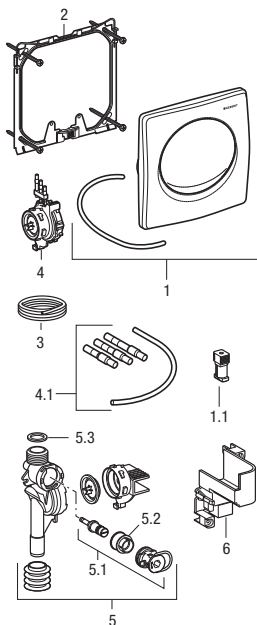


115.828

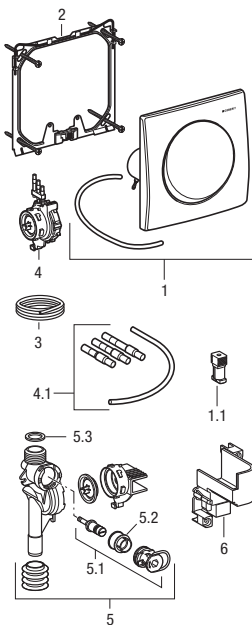


Item No.		Model No.	Description	List Price
1		241.319.11.1	Manual actuation for HyTouch Samba, Alpine White	\$69.00
1		241.319.21.1	Manual actuation for HyTouch Samba, Polished Chrome	108.00
1		241.319.46.1	Manual actuation for HyTouch Samba, Matte Chrome	108.00
1		241.319.EP.1	Manual actuation for HyTouch Samba, Pergamon	78.00
	1	241.164.00.1	Manual actuation for HyTouch Mambo, Brushed SS	253.00
1.1	1.1	240.565.00.1	Quick-lock bolt for cover plate	5.00
2	2	240.521.00.1	Mounting frame	30.00
3	3	256.000.00.1	Pneumatic hose, 137.8" (3.5 m), single-flush	5.00
4	4	240.519.00.1	Pneumatic valve for urinal flush controls, with flush volume selector	162.00
4.1	4.1	886.241.00.1	Nozzle set for urinal flush control	16.00
5	5	240.517.00.1	Waterway urinal control	53.00
5.1	5.1	241.060.00.1	Filter holder with regulating screw for flush controls	21.00
5.2	5.2	240.520.00.1	Filter for flush controls	9.00
5.3	5.3	240.871.00.1	Seal for controls, flat gasket	3.00
6	6	240.522.00.1	Electronic insulation protection	12.00

115.819



115.828



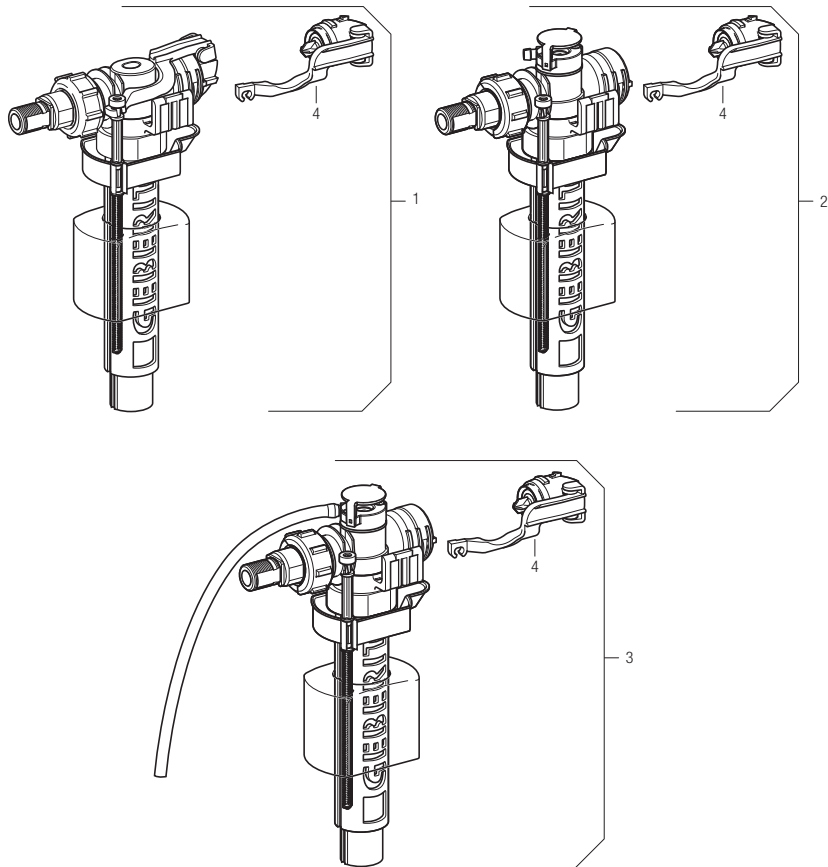
* Inactive since Spring 2010

Replacement Parts for Impuls380 (I380) and Impuls360 (I360) Fill Valves

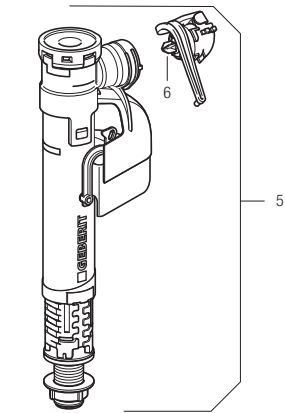
Replacement Parts for Impuls380 and Impuls360 Fill Valves

Impuls380 fill valve		Impuls360 fill valve	
Item No.	Model No.	Description	List Price
1	240.700.00.1	Impuls380 fill valve for exposed tanks (replacement)	\$24.00
2	241.469.00.1	Impuls380 fill valve for concealed tanks w/o refill (replacement)	24.00
3	241.470.00.1	Impuls380 fill valve for concealed tanks w/ refill (replacement)	26.00
4	240.771.00.1	Seal kit for Impuls380 fill valve	11.00
5	271.227.00.1	Impuls360 fill valve 15/16" UNF w/o refill (replacement)	50.00
6	241.813.00.1	Seal kit for Impuls360 fill valve	11.00

Impuls380



Impuls360



Replacement Parts for Impuls280 (I280) and Impuls250 (I250) Flush Valves

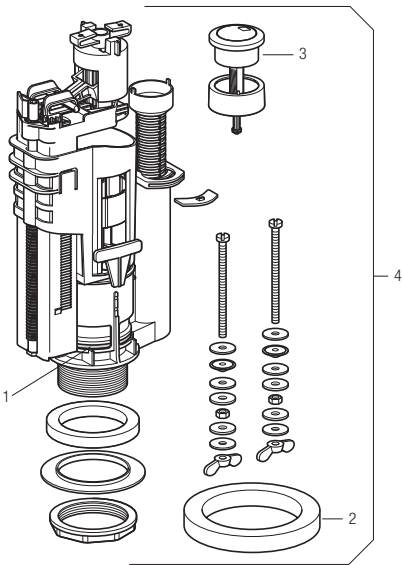
Replacement Parts for Impuls280 and Impuls250 Flush Valves

			Impuls280 Dual-flush valve	Impuls280 Single-flush valve	Impuls250* Dual-flush valve			
Item No.						Model No.	Description	List Price
1	1	1				816.418.00.1	Flat gasket for flush valve	\$2.00
2	2					813.812.00.1	Gasket	9.00
3						241.800.KD.1	Impuls280/250 actuator button, dual-flush	12.00
4						282.350.KD.1	Impuls280/250 dual-flush valve (replacement)	50.00
	5					241.820.21.1	Impuls280 actuator button, single-flush	12.00
	6					282.050.21.1	Impuls280 single-flush valve (replacement)	50.00

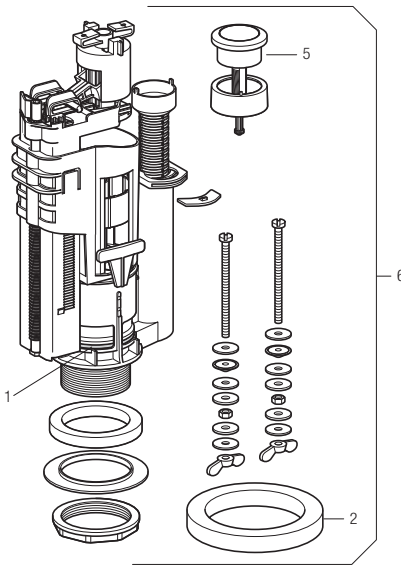
*For Impuls250, the only spare part available is item #1. If other parts are needed, a complete Impuls280 (item #4) must be ordered.

Note: Impuls was previously known as Twico.

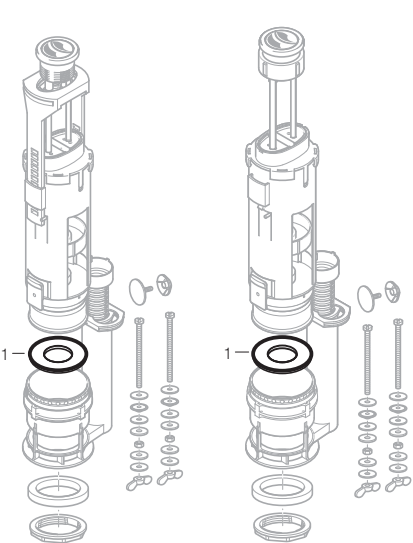
Impuls280 Dual-flush



Impuls280 Single-flush



Impuls250 Dual-flush*



Bath Waste & Overflow



Bath Waste & Overflow Parts

Replacement Parts

Item No.	Description	Model No.	List Price
1	PVC Tee for Tubular Units	241.618.00.1	\$22.00
2	Poly Washer	241.619.00.1	10.00
3	E-Z Nut	241.620.00.1	10.00
4	ABS Tee for ABS Rough-Ins (Glued)	241.624.00.1	22.00
5	PVC Tee for PVC Rough-Ins (Glued)	241.625.00.1	22.00
6	Brass Tee Assembly	241.632.00.1	53.00
7	Chicago Code Brass Tee Assembly	241.632.00.1	53.00
8	Gasket for drain	241.615.00.1	10.00
9	Stainless Steel Strainer	241.768.00.1	8.00
10	Drain Screw for Tub Wall Thickness up to 5/16"	865.066.22.1	10.00
	Drain Screw for Tub Wall Thickness up to 1/2"	241.613.22.1	22.00
	Drain Screw for Tub Wall Thickness up to 3/4"	241.614.22.1	22.00
11	Overflow Flange	241.616.00.1	15.00
12	Overflow Nut for Tub Wall up to 5/16"	241.617.00.1	10.00
	Extended Overflow Nut for Tub Wall up to 3/4"	241.621.00.1	22.00
13	Check valve Kit	240.736.00.1	8.00
14	Overflow Gasket	241.633.00.1	10.00
15	Seal	241.634.00.1	10.00
16	Faucet Housing	241.635.00.1	83.00
17	Stream Former Kit	240.735.00.1	20.00
18	Outlet Housing, Polished Chrome	241.639.21.1	30.00
	Outlet Housing, ForeverShine™ PVD Brass	241.639.GG.1	30.00
	Outlet Housing, ForeverShine™ PVD Brushed Nickel	241.639.ID.1	50.00
19	Screw	241.636.00.1	10.00
20	Overflow Cover, Polished Chrome	241.637.21.1	30.00
	Overflow Cover, ForeverShine™ PVD Brass	241.637.GG.1	38.00
	Overflow Cover, ForeverShine™ PVD Brushed Nickel	241.637.ID.1	62.00
21	Spacer	241.638.00.1	10.00
22	Vacuum Breaker WATTS Model No. 288A	—	—
23	SEE PUSHCONTROL SERVICE KIT TABLE ON PAGE 40		
24	Set Screw for Metal Handles	241.537.00.1	5.00
25	SEE TURNCONTROL METAL HANDLES TABLE IN NEXT COLUMN		
26	SEE TURNCONTROL METAL HANDLES TABLE IN NEXT COLUMN		
27	Handle Adapter for Plastic Trim	241.536.00.1	20.00
28	Set Screw for Plastic Handle Adapter, M5	241.629.00.1	5.00
29	SEE TURNCONTROL PLASTIC HANDLES TABLE IN NEXT COLUMN		
30	SEE TURNCONTROL PLASTIC HANDLES TABLE IN NEXT COLUMN		
31	SEE PLUNGER TABLE ON PAGE 40		
32	O-Ring, 39 x 3	241.610.00.1	5.00
33	Set Screw, M4 x 25 and Nut	241.612.00.1	5.00

Replacement Parts (continued)

Item No.	Description	Model No.	List Price
34	Extended Overflow Shaft for Tub Wall Thickness up to 1/2", Plastic/Brass Tubular Rough-Ins	241.622.00.1	\$22.00
	Extended Overflow Shaft for Tub Wall Thickness up to 3/4", Plastic/Brass Tubular Rough-Ins	241.623.00.1	22.00
	Extended Overflow Shaft for Tub Wall Thickness up to 1/2", ABS/PVC Rough-Ins	241.626.00.1	22.00
	Extended Overflow Shaft for Tub Wall Thickness up to 3/4", ABS/PVC Rough-Ins	241.627.00.1	22.00
35	Gasket tapered for overflow	242.406.00.1	5.00

TurnControl Metal Handles

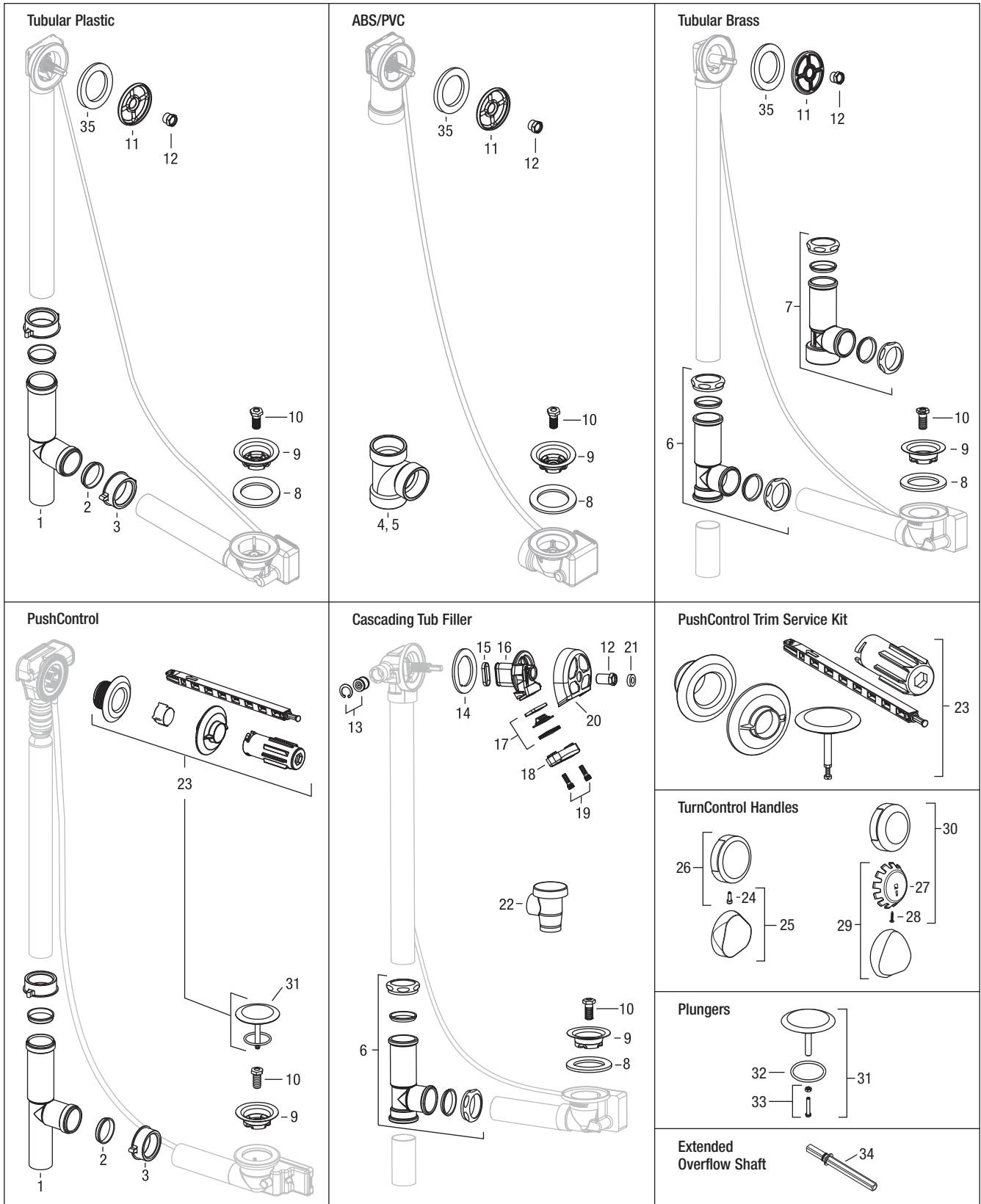
Finish	Item No. 25	Item No. 26	List Price
	Traditional Model No.	Euro Model No.	
Polished Chrome	240.702.21.1	241.779.21.1	\$60.00
Hard Coat Oil Rubbed Bronze	240.702.HM.1	241.779.HM.1	100.00
ForeverShine™ PVD Polished Nickel	240.702.IB.1	241.779.IB.1	85.00
ForeverShine™ PVD Brushed Nickel	240.702.ID.1	241.779.ID.1	85.00
Gold	240.702.45.1		115.00
Unfinished Brass	240.702.50.1		75.00
Antique Brass	240.702.97.1		85.00
Old Silver Pewter	240.702.98.1		85.00
Satin Brass	240.702.CH.1		85.00
Bright Brass	240.702.CL.1		85.00
Black	240.702.EK.1		100.00
Satin Chrome	240.702.FT.1		85.00
ForeverShine™ PVD Brass	240.702.GG.1		85.00
ForeverShine™ PVD Pearl Nickel	240.702.HD.1		100.00
ForeverShine™ PVD Satin Sheen	240.702.HI.1		85.00
ForeverShine™ PVD Platinum	240.702.HJ.1		100.00

TurnControl Plastic Handles

Finish	Item No. 29	Item No. 30	List Price
	Traditional Model No.	Euro Model No.	
Alpine White	241.628.11.1		\$40.00
Gold	241.628.45.1		80.00
Bright Brass	241.628.CL.1		80.00
Polished Chrome	241.628.21.1	241.776.21.1	40.00
Bone	241.628.AA.1	241.776.AA.1	40.00
Off White	241.628.DY.1	241.776.DY.1	40.00
Biscuit	241.628.FF.1	241.776.FF.1	40.00
ForeverShine™ PVD Brass	241.628.GG.1	241.776.GG.1	80.00

(Continued on page 40)

Note: ForeverShine™ finishes ensure the quality and look of your Geberit BWO will last a lifetime. Geberit offers a limited lifetime warranty on ForeverShine™ products installed in residential applications.



Bath Waste & Overflow Parts

PushControl Trim Service Kit

Item No.	Material	Finish	Model No.	List Price
23	Metal	Polished Chrome	241.726.21.1	\$110.00
		Hard Coat Oil Rubbed Bronze	241.726.HM.1	175.00
		ForeverShine™ PVD Polished Nickel	241.726.IB.1	160.00
		ForeverShine™ PVD Brushed Nickel	241.726.ID.1	160.00
	Plastic	Polished Chrome	241.725.21.1	70.00
		Bone	241.725.AA.1	70.00
		Bright Brass	241.725.CL.1	150.00
		Off White	241.725.DY.1	70.00
		Biscuit	241.725.FF.1	70.00

Plunger Assemblies

Item No.	Material	Finish	Model No.	List Price
31	Metal	Polished Chrome	241.728.21.1	\$30.00
		Gold	241.728.45.1	50.00
		Unfinished Brass	241.728.50.1	25.00
		Antique Brass	241.728.97.1	36.00
		Old Silver Pewter	241.728.98.1	36.00
		Satin Brass	241.728.CH.1	36.00
		Bright Brass	241.728.CL.1	36.00
		Black	241.728.EK.1	42.00
		Satin Chrome	241.728.FT.1	36.00
		ForeverShine™ PVD Brass	241.728.GG.1	36.00
		ForeverShine™ PVD Pearl Nickel	241.728.HD.1	42.00
		ForeverShine™ PVD Satin Sheen	241.728.HI.1	36.00
		ForeverShine™ PVD Platinum	241.728.HJ.1	42.00
		Hard Coat Oil Rubbed Bronze	241.728.HM.1	50.00
		ForeverShine™ PVD Polished Nickel	241.728.IB.1	36.00
		ForeverShine™ PVD Brushed Nickel	241.728.ID.1	36.00
	Plastic	Alpine White	241.727.11.1	25.00
		Polished Chrome	241.727.21.1	30.00
		Gold	241.727.45.1	50.00
		Bone	241.727.AA.1	25.00
		Bright Brass	241.727.CL.1	36.00
		Off White	241.727.DY.1	25.00
		Biscuit	241.727.FF.1	25.00
		ForeverShine™ PVD Brass	241.727.GG.1	36.00

Note: ForeverShine™ finishes ensure the quality and look of your Geberit BWO will last a lifetime. Geberit offers a limited lifetime warranty on ForeverShine™ products installed in residential applications.

Appendix

Model No.	List Price	Model No.	List Price	Model No.	List Price	Model No.	List Price
111.815.00.1	\$30.00	119.668.00.1	\$2.00	240.702.EK.1	\$100.00	241.612.00.1	\$5.00
111.835.00.1	30.00	119.669.00.1	3.00	240.702.FT.1	85.00	241.613.22.1	22.00
111.847.00.1	40.00	152.400.16.1	25.00	240.702.GG.1	85.00	241.614.22.1	22.00
111.863.00.1	464.00	152.404.11.1	38.00	240.702.HD.1	100.00	241.615.00.1	10.00
111.867.00.1	61.00	152.404.46.1	38.00	240.702.HI.1	85.00	241.616.00.1	15.00
111.868.00.1	103.00	152.424.00.1	3.00	240.702.HJ.1	100.00	241.617.00.1	10.00
111.869.00.1	30.00	152.438.46.1	50.00	240.702.HM.1	100.00	241.618.00.1	22.00
111.887.00.1	11.00	152.489.16.1	25.00	240.702.IB.1	85.00	241.619.00.1	10.00
111.892.00.1	3.00	152.497.00.1	5.00	240.702.ID.1	85.00	241.620.00.1	10.00
115.114.11.1	88.00	152.608.46.1	25.00	240.735.00.1	20.00	241.621.00.1	22.00
115.114.21.1	104.00	152.647.00.1	100.00	240.736.00.1	8.00	241.622.00.1	22.00
115.114.FW.1	213.00	152.682.00.1	3.00	240.751.11.1	14.00	241.623.00.1	22.00
115.258.00.1	213.00	152.693.00.1	3.00	240.752.11.1	69.00	241.624.00.1	22.00
115.260.11.1	213.00	152.796.00.1	3.00	240.771.00.1	11.00	241.625.00.1	22.00
115.260.21.1	213.00	152.950.11.1	31.00	240.782.00.1	19.00	241.626.00.1	22.00
115.680.11.1	81.00	152.983.00.1	31.00	240.839.00.1	62.00	241.627.00.1	22.00
115.680.21.1	110.00	152.984.00.1	31.00	240.851.00.1	69.00	241.628.11.1	40.00
115.751.00.1	213.00	156.050.00.1	15.00	240.851.00.1	11.00	241.628.21.1	40.00
115.760.11.1	209.00	213.500.00.1	5.00	240.853.00.1	14.00	241.628.45.1	80.00
115.760.21.1	209.00	216.179.00.1	3.00	240.871.00.1	3.00	241.628.AA.1	40.00
115.760.46.1	209.00	217.713.11.1	5.00	240.921.00.1	14.00	241.628.CL.1	80.00
115.760.HM.1	350.00	217.713.46.1	5.00	240.922.00.1	9.00	241.628.DY1	40.00
115.760.IB.1	350.00	240.027.46.1	6.00	240.923.00.1	6.00	241.628.FF.1	40.00
115.760.ID.1	350.00	240.035.00.1	53.00	240.930.00.1	6.00	241.628.GG.1	80.00
115.765.11.1	215.00	240.172.00.1	24.00	240.931.00.1	9.00	241.629.00.1	5.00
115.765.46.1	215.00	240.189.00.1	4.00	240.935.00.1	30.00	241.632.00.1	53.00
115.770.11.1	76.00	240.206.00.1	6.00	240.938.00.1	19.00	241.632.00.1	10.00
115.770.21.1	102.00	240.306.00.1	2.00	241.059.00.1	14.00	241.634.00.1	10.00
115.770.46.1	102.00	240.315.00.1	24.00	241.060.00.1	21.00	241.635.00.1	83.00
115.777.11.1	102.00	240.517.00.1	53.00	241.061.00.1	16.00	241.636.00.1	10.00
115.777.21.1	132.00	240.518.00.1	19.00	241.066.00.1	14.00	241.637.21.1	30.00
115.777.46.1	132.00	240.519.00.1	162.00	241.067.16.1	12.00	241.637.GG.1	38.00
115.778.KH.1	157.00	240.520.00.1	9.00	241.093.00.1	16.00	241.637.ID.1	62.00
115.778.KJ.1	110.00	240.521.00.1	30.00	241.150.00.1	156.00	241.638.00.1	10.00
115.778.KM.1	135.00	240.522.00.1	12.00	241.164.00.1	253.00	241.639.21.1	30.00
115.788.00.1	315.00	240.533.00.1	12.00	241.167.00.1	9.00	241.639.GG.1	30.00
115.788.11.1	315.00	240.534.00.1	14.00	241.199.11.1	48.00	241.639.ID.1	50.00
115.788.DW.1	315.00	240.565.00.1	5.00	241.199.21.1	53.00	241.670.00.1	16.00
115.788.GH.1	406.00	240.571.11.1	44.00	241.286.00.1	6.00	241.725.21.1	70.00
115.788.SC.1	406.00	240.571.KA.1	62.00	241.290.00.1	21.00	241.725.AA.1	70.00
115.788.SD.1	406.00	240.572.11.1	48.00	241.291.00.1	2.00	241.725.CL.1	150.00
115.788.SE.1	406.00	240.572.KA.1	78.00	241.292.00.1	5.00	241.725.DY.1	70.00
115.798.00.1	170.00	240.573.00.1	19.00	241.293.00.1	4.00	241.725.FF.1	70.00
115.832.00.1	17.00	240.574.00.1	24.00	241.295.00.1	9.00	241.726.21.1	110.00
115.891.00.1	700.00	240.575.00.1	6.00	241.303.00.1	9.00	241.726.HM.1	175.00
115.941.11.1	88.00	240.582.00.1	19.00	241.304.00.1	113.00	241.726.IB.1	160.00
115.941.KA.1	135.00	240.622.00.1	12.00	241.319.11.1	69.00	241.726.ID.1	160.00
115.942.11.1	104.00	240.629.00.1	21.00	241.319.21.1	108.00	241.727.11.1	25.00
115.942.KA.1	135.00	240.637.00.1	34.00	241.319.46.1	108.00	241.727.21.1	30.00
115.991.11.1	88.00	240.638.00.1	24.00	241.319.EP.1	78.00	241.727.45.1	50.00
115.991.KA.1	135.00	240.639.00.1	6.00	241.335.00.1	30.00	241.727.AA.1	25.00
115.992.21.1	202.00	240.646.00.1	11.00	241.412.00.1	128.00	241.727.CL.1	36.00
115.992.46.1	202.00	240.700.00.1	24.00	241.469.00.1	24.00	241.727.DY.1	25.00
115.999.21.1	135.00	240.702.21.1	60.00	241.470.00.1	26.00	241.727.FF.1	25.00
116.012.11.1	282.00	240.702.45.1	115.00	241.476.00.1	369.00	241.727.GG.1	36.00
116.012.21.1	282.00	240.702.50.1	75.00	241.477.00.1	171.00	241.728.21.1	30.00
116.013.FW.1	325.00	240.702.97.1	85.00	241.478.00.1	31.00	241.728.45.1	50.00
116.016.00.1	477.00	240.702.98.1	85.00	241.536.00.1	20.00	241.728.50.1	25.00
116.016.11.1	477.00	240.702.CH.1	85.00	241.537.00.1	5.00	241.728.97.1	36.00
116.033.FW.1	700.00	240.702.CL.1	85.00	241.610.00.1	5.00	241.728.98.1	36.00

Model No.	List Price	Model No.	List Price
241.728.CH.1	\$36.00	241.945.00.1	\$14.00
241.728.CL.1	36.00	241.946.00.1	135.00
241.728.EK.1	42.00	241.947.00.1	5.00
241.728.FT.1	36.00	242.005.00.1	86.00
241.728.GG.1	36.00	242.010.00.1	5.00
241.728.HD.1	42.00	242.012.00.1	4.00
241.728.HI.1	36.00	242.039.00.1	69.00
241.728.HJ.1	42.00	242.045.00.1	14.00
241.728.HM.1	50.00	242.046.00.1	11.00
241.728.IB.1	36.00	242.047.00.1	26.00
241.728.ID.1	36.00	242.048.00.1	30.00
241.766.00.1	53.00	242.156.00.1	3.00
241.768.00.1	8.00	242.156.00.1	3.00
241.776.21.1	40.00	242.213.00.1	30.00
241.776.AA.1	40.00	242.232.00.1	30.00
241.776.DY.1	40.00	242.233.00.1	30.00
241.776.FF.1	40.00	242.269.00.1	34.00
241.776.GG.1	80.00	242.314.00.1	39.00
241.779.21.1	60.00	242.315.00.1	6.00
241.779.HM.1	100.00	242.316.00.1	6.00
241.779.IB.1	85.00	242.317.00.1	14.00
241.779.ID.1	85.00	242.318.00.1	30.00
241.800.KD.1	12.00	242.319.00.1	39.00
241.803.00.1	14.00	242.406.00.1	5.00
241.805.00.1	12.00	242.413.00.1	30.00
241.813.00.1	11.00	242.415.00.1	14.00
241.820.21.1	12.00	242.416.00.1	16.00
241.826.00.1	11.00	242.417.00.1	9.00
241.829.00.1	6.00	242.418.00.1	6.00
241.854.00.1	21.00	242.420.00.1	6.00
241.858.00.1	12.00	242.484.00.1	6.00
241.859.00.1	9.00	249.801.00.1	135.00
241.868.00.1	2.00	256.000.00.1	5.00
241.873.00.1	26.00	271.227.00.1	50.00
241.874.00.1	11.00	282.050.21.1	50.00
241.875.00.1	12.00	282.350.KD.1	50.00
241.876.00.1	12.00	362.771.00.1	2.00
241.877.00.1	48.00	362.790.00.1	2.00
241.878.00.1	11.00	362.796.92.1	5.00
241.899.00.1	50.00	366.061.16.1	18.00
241.903.FW.1	19.00	366.820.92.1	4.00
241.912.11.1	30.00	366.887.16.1	29.00
241.912.21.1	48.00	366.913.16.1	65.00
241.913.FW.1	185.00	366.914.16.1	65.00
241.916.00.1	185.00	367.071.18.1	134.00
241.916.11.1	230.00	367.485.16.1	134.00
241.923.FW.1	108.00	367.880.16.1	24.00
241.930.00.1	17.00	367.885.16.1	33.00
241.931.00.1	3.00	367.923.16.1	134.00
241.932.00.1	3.00	387.282.00.1	5.00
241.933.00.1	21.00	405.116.00.1	205.00
241.934.00.1	62.00	813.514.00.1	2.00
241.935.00.1	135.00	813.812.00.1	9.00
241.936.00.1	16.00	816.418.00.1	2.00
241.937.00.1	62.00	853.614.92.1	5.00
241.941.00.1	276.00	865.066.22.1	10.00
241.943.00.1	21.00	886.241.00.1	16.00

Limited Warranty

LIMITED WARRANTY – The Company offers limited warranties regarding certain of its products. Such limited warranties can be found in the Company's catalogs and on its website at www.geberit.us. **THE COMPANY SHALL NOT BE LIABLE TO BUYER, OR TO ANYONE CLAIMING UNDER BUYER, FOR ANY OTHER OBLIGATIONS OR LIABILITIES, INCLUDING, BUT NOT LIMITED TO, OBLIGATIONS OR LIABILITIES ARISING OUT OF BREACH OF CONTRACT OR WARRANTY, NEGLIGENCE OR OTHER TORT OR ANY THEORY OF STRICT LIABILITY, WITH RESPECT TO THE PRODUCTS OR THE COMPANY'S ACTS OR OMISSIONS OR OTHERWISE. THE COMPANY AND BUYER AGREE THAT THE EXPRESS WARRANTIES DESCRIBED ABOVE ARE EXCLUSIVE AND IN LIEU OF ALL OTHER WARRANTIES. ALL OTHER EXPRESS WARRANTIES ARE DISCLAIMED. FOR COMMERCIAL PRODUCTS, ALL WARRANTIES IMPLIED BY LAW, INCLUDING WITHOUT LIMITATION THE IMPLIED WARRANTIES OF MERCHANTABILITY AND FITNESS FOR A PARTICULAR PURPOSE, ARE DISCLAIMED. FOR CONSUMER PRODUCTS, WARRANTIES IMPLIED BY LAW, INCLUDING THOSE OF MERCHANTABILITY AND FITNESS FOR A PARTICULAR PURPOSE, ARE EXPRESSLY LIMITED TO THE PERIOD OF THE EXPRESS LIMITED WARRANTY FOR THE RELEVANT PRODUCT.** Some States do not allow limitations on how long an implied warranty lasts, so the above limitation may not apply to Buyer. **IN NO EVENT SHALL THE COMPANY BE LIABLE FOR INCIDENTAL, CONSEQUENTIAL, INDIRECT OR SPECIAL DAMAGES. THE COMPANY'S AGGREGATE LIABILITY WITH RESPECT TO A DEFECTIVE PRODUCT AND THIS CONTRACT SHALL BE LIMITED TO AN AMOUNT EQUAL TO THE MONIES PAID TO THE COMPANY FOR THAT DEFECTIVE PRODUCT.**

Some states do not allow the exclusion or limitation of incidental or consequential damages, so the above limitation or exclusion may not apply to Buyer. Please see the Company's limited warranty statement for details on limitations.

TO WHOM DOES THIS WARRANTY APPLY? – The Company extends the following limited warranty to the original user only.

WHAT DOES THIS WARRANTY COVER AND HOW LONG DOES IT LAST?
This warranty covers the following Commercial Products:

BATH WASTE & OVERFLOW PRODUCTS WARRANTY – Bath Waste & Overflow products are warranted against defects in material and workmanship for the life of the Products.

CONCEALED INSTALLATION SYSTEMS – Frame, Flushing Tanks, and Actuators for Concealed Installation Systems are warranted against defects in material and workmanship for the life of the Products. Filling and Flushing valves are warranted against defects in material and workmanship for 10 years from the date of Product purchase. The Company offers NO WARRANTY for Product batteries.

FIVE YEAR FINISH WARRANTY – RESIDENTIAL – For Products used in residential applications, the finish of the Product is warranted against material manufacturing defects for a period of five (5) years from the date of Product purchase.

FOREVERSHINE™ and HARD COAT FINISHES WARRANTY – RESIDENTIAL – ForeverShine™ and Hard Coat finishes installed in residential-use applications are warranted not to corrode, tarnish or discolor for the life of the Product.

OTHER WARRANTIES – All other Products not covered above are warranted against material manufacturing defects for a period of one (1) year from the date of Product purchase.

WHAT THIS WARRANTY DOES NOT COVER – The Company will not be liable for any labor, transportation or consequential expenses not specifically stated above. There is **NO WARRANTY** in cases of damage in transit, negligence, abuse, abnormal usage, misuse, accidents, normal wear and tear, damage due to environmental or natural elements, failure to follow the Company's instructions, unauthorized repair, incorrectly performed maintenance or repair, improper installation or storage or use of acidic, abrasive cleaning materials. In order for this Warranty to apply, Buyer must retain and provide to the Company receipts showing date of Product purchase and documenting proper maintenance. Any oral or written description of the Products is for the sole purpose of identifying the Products and shall not be construed as an express warranty. **THE COMPANY SHALL NOT BE LIABLE TO BUYER, OR TO ANYONE CLAIMING UNDER BUYER, FOR ANY OTHER OBLIGATIONS OR LIABILITIES, INCLUDING, BUT NOT LIMITED TO, OBLIGATIONS OR LIABILITIES ARISING OUT OF BREACH OF CONTRACT OR WARRANTY, NEGLIGENCE OR OTHER TORT OR ANY THEORY OF STRICT LIABILITY, WITH RESPECT TO THE PRODUCTS OR THE COMPANY'S ACTS OR OMISSIONS OR OTHERWISE. THE COMPANY AND BUYER AGREE THAT THE EXPRESS WARRANTIES DESCRIBED ABOVE ARE EXCLUSIVE AND IN LIEU OF ALL OTHER WARRANTIES. ALL OTHER EXPRESS WARRANTIES ARE DISCLAIMED. FOR COMMERCIAL PRODUCTS, ALL WARRANTIES IMPLIED BY LAW, INCLUDING WITHOUT LIMITATION THE IMPLIED WARRANTIES OF MERCHANTABILITY AND FITNESS FOR A PARTICULAR PURPOSE, ARE DISCLAIMED. FOR CONSUMER PRODUCTS, WARRANTIES IMPLIED BY LAW, INCLUDING THOSE OF MERCHANTABILITY AND FITNESS FOR A PARTICULAR PURPOSE, ARE EXPRESSLY LIMITED TO THE PERIOD OF THE EXPRESS LIMITED WARRANTY STATED ABOVE FOR THE RELEVANT PRODUCT.** Some States do not allow limitations on how long an implied warranty lasts, so the above limitation may not apply to you. Any assistance the Company provides to or procures for Buyer outside the terms, limitations or exclusions of this warranty will not constitute a waiver of the terms, limitations or exclusions of this limited warranty, nor will such assistance extend or revive the warranty. The Company will not reimburse Buyer for any expenses incurred by Buyer in repairing, correcting or replacing any defective Products, except for expenses incurred with the Company's prior written permission.

HOW TO GET SERVICE – For complete warranty details, or to provide notice of a warranty claim or request warranty service, contact your Geberit Sales Representative or Geberit, Customer Service, 2100 S. Clearwater Drive, Des Plaines, Illinois 60018 or 847-803-5000. As the Company's sole and exclusive obligation under this warranty (and Buyer's sole and exclusive remedy), upon prompt written notice of breach from Buyer during the warranty period, the Company will either replace or repair the defective Product or refund the wholesale purchase price, at its option, if an inspection by the Company discloses defects in material or workmanship covered by this warranty. These warranty provisions do not cover the battery shipped with the electronic products.

LIMITATION ON DAMAGES – IN NO EVENT SHALL THE COMPANY BE LIABLE FOR INCIDENTAL, CONSEQUENTIAL, INDIRECT OR SPECIAL DAMAGES. WITHOUT LIMITING THE FOREGOING, THE COMPANY SHALL NOT BE LIABLE FOR ANY DAMAGE A PALM DEVICE OR ANY SOFTWARE OR RELATED EQUIPMENT ALLEGEDLY CAUSES TO A SYSTEM OR OTHERWISE. THE COMPANY'S AGGREGATE LIABILITY WITH RESPECT TO A DEFECTIVE PRODUCT AND THIS CONTRACT SHALL BE LIMITED TO AN AMOUNT EQUAL TO THE MONIES PAID TO THE COMPANY FOR THAT DEFECTIVE PRODUCT.

Some states do not allow the exclusion or limitation of incidental or consequential damages, so the above limitation or exclusion may not apply to you.

HOW DOES STATE LAW APPLY? – This warranty gives you specific legal rights, and you may also have other rights which vary from state to state.

Restrictions Apply



Geberit North America is part of the Geberit Group, a European market leader and global provider of sanitary technology. Located in Des Plaines, Illinois, Geberit North America markets concealed installation systems for residential wall-hung toilets and fixtures, as well as bath waste and overflows. Geberit concealed installation system technology enables designers and homeowners to create unique spaces by lifting the bathroom fixtures off the floor and allowing greater flexibility of placement in the bathroom. The result is a clean and modern finish with no visible pipework. Geberit cable controlled bath waste and overflows offer unsurpassed quality and years of trouble-free performance. Critical working parts are outside the waterway, which ensures clog-free operation. Distinctive contoured handles are available in a combination of 23 finishes and materials.

For more information, contact your Geberit sales representative, call 800/566-2100 or go to www.geberit.us.



Contains 10% post-consumer recycled paper

Geberit
2100 S. Clearwater Drive
Des Plaines, IL 60018
800/566-2100
Fax 847/803-5454
www.geberit.us